

A vertical dark blue bar on the left side of the page contains the text 'E3RA' in white, bold, sans-serif font. At the bottom of this bar, there is a faint, light-colored image of architectural blueprints.

**E3RA**

**LEAD-CONTAINING PAINT SURVEY**

**TERRACE APARTMENT COMPLEX (BUILDING 650)**

**WASHINGTON STATE UNIVERSITY  
PULLMAN, WASHINGTON**

**WSU CONTRACT NO. 18523**

**Submitted to:**

Mr. Richard Kizer  
Washington State University  
Architectural & Engineering Services  
McCluskey Services Building  
Post Office Box 641150  
Pullman, Washington 99164-1150

**Submitted by:**

E3RA, Inc.  
9802 - 29th Avenue West, Suite B102  
Everett, Washington 98204

Project No. E09034

May 2, 2010

9802 29<sup>th</sup> Ave. W #B102  
Everett, WA 98204  
425-356-3372  
425-356-3374 fax

## E<sup>3</sup>RA

May 2, 2010

Washington State University  
Architectural & Engineering Services  
McCluskey Services Building  
Post Office Box 641150  
Pullman, Washington 99164-1150

Attention: Mr. Richard Kizer, AIA, LEED<sup>TM</sup> AP  
Senior Architect

**Subject: Lead-Containing Paint Survey  
Terrace Apartment Complex (Building 650)**

Washington State University  
Pullman, Washington  
WSU Project #: 4171-2009


Dear Mr. Kizer:

The information provided herein documents a lead-containing paint survey conducted by E3RA, Inc. (E3RA) at Terrace Apartment Complex (Building 650). The survey was conducted on February 2<sup>nd</sup> – April 27<sup>th</sup>, 2010 by a Washington State Lead-Based Paint Program certified Inspector and Risk Assessor. The survey was limited to an evaluation of the presence and location of lead-containing coatings (e.g. paint) potentially used in the construction of the above referenced facility.

E3RA trusts that the enclosed report provides WSU Facilities Operations Architectural & Engineering Services with the information required at this time. If you have questions about the information presented within this report, please contact the undersigned.

Sincerely,

**E<sup>3</sup>RA, Inc.**



Adam Stauffer  
Staff Geologist  
electronically signed 050210



Chad Kean, CHMM  
electronically signed 050210

**E<sup>3</sup>RA**

**LEAD-CONTAINING PAINT SURVEY  
TERRACE APARTMENT COMPLEX (BUILDING 650)  
WASHINGTON STATE UNIVERSITY  
PULLMAN, WASHINGTON**

At the request of Washington State University (WSU) Facility Operations Architectural & Engineering Services (FacOps), E3RA, Inc. (E3RA) performed a survey to identify the presence and location of lead (Pb)-containing paint (LCP) potentially used in the construction of the Terrace Apartment Complex (Building 650) located on WSU's campus in Pullman, Washington. The purpose of the survey was to identify LCP in anticipation of future projects to be planned by WSU and to evaluate potential lead hazards to occupants (tenants). This survey was performed in accordance with federal, state and local regulatory requirements.

**Lead-Containing Paints**

An inspection and representative sampling of suspect LCP throughout Terrace Apartment Complex was conducted so that construction and maintenance workers could identify the location and quantity of lead in surface coatings that may impact their work. The inspection was also performed in accordance with the U.S. Environmental Protection Agency (EPA) and the U.S. Department of Housing and Urban Development (HUD) guidelines for lead-based paint inspections for the purpose of communicating potential lead hazards to tenants. Samples of suspect LCP were analyzed in-situ with a hand-held, direct-reading Niton X-Ray Fluorescence (XRF) spectrum analyzer. XRF analysis indicates that 43 of the 2,995 samples analyzed contain a concentration of lead greater than the HUD lead-based classification guideline of 1.0 milligram per square centimeter (mg/cm<sup>2</sup>). The remaining surfaces surveyed are not considered to be lead-based paints (greater than 1.0 mg/cm<sup>2</sup>); however, XRF readings indicate that some of the surfaces contain quantities of lead that may classify as a regulated hazard during certain construction activities.

The following "lead-based paints" were identified:

Interior Building Components:

- Unit J-901 – Room 2 – Wall D – Closet Shelf – White Wood

Exterior Building Components:

- Building A – Room A-122 – Wall D – Door – White Metal
- Building A – Room A-120 – Boiler – Insulation Orange
- Building A – Exterior – Wall A – Door A1 – White Wood
- Building A – Exterior – Wall A – Door Trim A1 – White Wood
- Building B – Room B-220 – Boiler – Insulation Orange
- Building B – Exterior – Wall C – Door – White (Over Orange) Wood
- Building B – Exterior – Wall C – Door Trim C6 – White Wood
- Building B – Exterior – Wall A – Door A1 – White (Over Orange) Wood
- Building B – Exterior – Wall B – Door – White Metal

- Building C – Room C-320 – Wall B – Door – White Wood
- Building C – Room C-320 – Boiler – Insulation Orange
- Building C – Exterior – Wall A – Door A1 – White (Over Orange) Wood
- Building C – Exterior – Wall B – Door – White (Over Orange) Metal
- Building D – Room D-410 – Wall B – Door – White Wood
- Building D – Room D-410 – Boiler – Insulation Orange
- Building D – Room D-410 – Wall C – Pipe – Black Metal
- Building D – Exterior – Wall B – Door – White Metal
- Building D – Exterior – Wall A – Door A1 – White (Over Orange) Wood
- Building E – Room E-510 – Wall D – Door – White Wood
- Building E – Room E-510 – Boiler – Insulation Orange
- Building E – Room E-511 – Wall A – Door – Orange Wood
- Building E – Room E-511 – Wall B – Door – Orange Metal
- Building E – Exterior – Wall A – Door Trim D2 – White Wood
- Building E – Exterior – Wall A – Door A4 – White Wood
- Building E – Exterior – Wall A – Door A4 – White (Over Orange) Wood
- Building E – Exterior – Wall A – Door A5 – White (Over Orange) Wood
- Building E – Exterior – Wall A – Door A6 – White (Over Orange) Wood
- Building F – Room F-610 – Wall B – Door – White Wood
- Building F – Room F-610 – Wall B – Door – White (Over Orange) Wood
- Building F – Room F-610 – Wall C – Pipe – Black Metal
- Building F – Room F-610 – Boiler – Insulation Orange
- Building F – Exterior – Wall B – Door – White Metal
- Building F – Exterior – Wall A – Door A2 – White Wood
- Building H – Exterior – Wall A – Door Trim A3 – White Wood

Table 1, *XFR Data*, attached to the main report, summarizes sample number, paint color, building component, substrate and the analytical result. In addition, WSU was provided with an electronic spreadsheet of the information presented in Table 1.

A summary of this report must be provided to new lessees (tenants) and purchasers of this property under Federal law (24 CFR part 35 and 40 CFR part 745) before they become obligated under a lease or sales contract. The complete report must also be provided to new purchasers and it must be made available to new tenants. Landlords (lessors) and sellers are also required to distribute an educational pamphlet approved by the U.S. Environmental Protection Agency and include standard warning language in their leases or sales contracts to ensure that parents have the information they need to protect their children from lead-based paint hazards.

**PROJECT TITLE:** Lead-Containing Paint Survey  
**LOCATION:** Terrace Apartment Complex (Building 650), WSU, Pullman, Washington  
**CLIENT:** WSU FacOps  
**E3RA JOB NUMBER:** E09034  
**WSU CONTRACT NO.:** **18523**  
**WSU PROJECT NO.:** **4171-2009**

The following Washington State Lead-Based Paint Program (WSLBPP) certified Inspector and Risk Assessor performed the survey:

Chad Kean (WSLBPP)  
Certification Number 0670  
Expiration date: January 11, 2011

**TABLE OF CONTENTS**

	<u>Page</u>
<b>EXECUTIVE SUMMARY</b> .....	i-iii
1.0 INTRODUCTION.....	1
1.1 Objective .....	1
1.2 Scope of Work.....	1
1.3 Limitations of the Assessment.....	1
2.0 SITE DESCRIPTION .....	2
3.0 METHODOLOGY .....	2
4.0 RESULTS .....	3
5.0 CONCLUSIONS AND RECOMMENDATIONS .....	4

**TABLES**

Table 1 — XRF Data

**FIGURES**

- Figure L1 – Lead Wall Designations Layout - Exteriors
- Figure L2 – Lead Wall Designations Layouts 1, 2, 3
- Figure L3 – Lead Wall Designations Layouts 4 & 5
- Figure L4 – Lead Wall Designations Layouts 6 & 7
- Figure L5 – Lead Wall Designations Layouts 8 & 9
- Figure L6 – Lead Wall Designations Layout 10
- Figure L7 – Lead Wall Designations Layouts 11, 12, 13, 14, 15

**APPENDICES**

Appendix A — Inspector Certifications

**LEAD-CONTAINING PAINT SURVEY  
TERRACE APARTMENT COMPLEX (BUILDING 650)  
WASHINGTON STATE UNIVERSITY  
PULLMAN, WASHINGTON**

**1.0 INTRODUCTION**

E3RA, Inc. (E3RA) was retained by Washington State University (WSU) Facility Operations Architectural & Engineering Services (FacOps) to conduct an assessment of lead (Pb)-containing paint (LCP) potentially used in the construction of the Terrace Apartment Complex (Building 650) at Washington State University in Pullman, Washington. This survey was performed in accordance with E3RA's proposal, dated December 7, 2009, and federal, state and local regulatory requirements.

**1.1 Objective**

The objective of the survey was to evaluate the potential presence of LCP within and on the exterior of the Terrace Apartment Complex that could be impacted during renovation projects and to evaluate potential lead hazards to occupants (tenants). The LCP inspection was conducted to provide information to assist in complying with WAC 296-155-176 (Lead in Construction). In addition, the inspection was also performed in accordance with the U.S. Environmental Protection Agency (EPA) and the U.S. Department of Housing and Urban Development (HUD) guidelines for lead-based paint inspections for the purpose of communicating potential lead hazards to tenants.

**1.2 Scope of Work**

The scope of services for the lead-containing paint assessment included the following tasks:

- Perform a survey to identify LCP within and on the exterior of the buildings. The survey was conducted in accordance with Chapter 7 (Lead-Based Paint Inspection) of the *Guidelines for the Evaluation and Control of Lead-Based Paint Hazards in Housing* published by HUD in October 1997. The lead assessment included field analysis with a direct-reading, hand-held Niton X-Ray Fluorescence (XRF) spectrum analyzer.
- Incorporation of the results of the survey this report which includes a description of survey methodology, material descriptions, and results of material analysis.

**1.3 Limitations of the Assessment**

The conclusions within this report are professional opinions based solely upon visual site observations and interpretations of analytical data as described in this report. Typical construction techniques can render portions of the building inaccessible. As a result, additional LCP may be present in inaccessible areas (e.g., within wall cavities and above hard ceilings). Suspect LCP within inaccessible areas and/or not identified in this report should be so presumed until characterized.

The opinions presented herein apply to the site conditions existing at the time of the investigation and interpretation of current regulations pertaining to lead. Opinions and recommendations provided herein may not apply to future conditions that may exist at the site. Regulatory requirements in effect at the time of the work should be verified prior to any work that impacts regulated materials. This report represents the findings of this survey only, and is not intended to establish scope or contractual terms to regulated material abatement.

## 2.0 SITE DESCRIPTION

Terrace Apartment Complex is a two to three-story, nine structure, apartment complex with a medium pitched, 3-tab composite roof. Other exterior building materials include wood, glass, plaster and vinyl siding. Heat for the complex is supplied by a series of gas fired boilers and is delivered through a hydronic system.

Interior horizontal finishes include vinyl floor tile, vinyl floor sheeting, carpet, gypsum board wall systems (gypsum board, tape and joint compound), ceramic tile, wood and finished concrete. Interior vertical finishes include gypsum board wall systems, glass, concrete, wood and ceramic tile.

## 3.0 METHODOLOGY

Information concerning the subject property was obtained during site inspections conducted by E3RA representatives Mr. Chad Kean and Mr. Adam Stauffer on February 8<sup>th</sup> – April 27<sup>th</sup>, 2010. This section describes the sampling methodology. Supporting documentation provided within the survey report includes material summary tables and the appendices that include the staff certifications.

A Washington State Lead-Based Paint Program certified Inspector and Risk Assessor and an AHERA-certified Building Inspector, experienced in the identification and sampling of LCP using portable XRF - lead identification technology, performed the LCP survey. The XRF used for the inspection was a Niton Model No. XLp 303A Lead Paint Analyzer (Serial No. 11661) supplied by the WSU Environmental Health & Safety. According to the manufacturer's operational instructions, the instrument's response was verified prior to and after use with the following National Institute of Standards and Testing (NIST) Standard Reference Material (SRM): SRM 2571 lead film (3.58 milligrams per square centimeter (mg/cm<sup>2</sup>)), SRM 2572 lead film (1.53 mg/cm<sup>2</sup>), SRM 2573 lead film (1.04 mg/cm<sup>2</sup>), SRM 2574 lead film (0.71 mg/cm<sup>2</sup>) and SRM 2575 lead film (0.31 mg/cm<sup>2</sup>). In addition, SRM response checks were conducted between every unit and/or every four consecutive hours of run time. Throughout the survey, the instrument maintained a consistent calibration reading within the manufacturer's performance standards for both the internal standard and the NIST SRM lead standards.

The survey was conducted in accordance with Chapter 7 (Lead-Based Paint Inspection) of the *Guidelines for the Evaluation and Control of Lead-Based Paint Hazards in Housing* published by HUD in October 1997 which includes exterior and interior XRF readings of representative painted surfaces for each building component in each room or equivalent. Wall "A" in each unit is the wall where the front entrance door opening is located (or aligned with the street/walkway). Proceeding clockwise starting at wall "A" walls were labeled in alphabetical order with wall "A" always being designated as noted above. Figures L1, L2, L3, L4, L5, L6 and L7, attached, are floor plans that have been modified to identify the wall labeling scheme for each unit type.

## 4.0 RESULTS

In accordance with *Table 7.3: Number of Units to be Tested in Multifamily Developments* from Chapter 7 (Lead-Based Paint Inspection) of the HUD guidelines 44 randomly chosen representative units were selected from the 99 total units and inspected in addition to common areas and building exteriors. A total of 2,995 representative coatings from the interior and exterior of the buildings were analyzed by XRF. Table 1, *XFR Data*, attached to the main report, summarizes sample number, paint color, building component, substrate and the analytical result reported in mg/cm<sup>2</sup>. 43 of the painted materials analyzed exceeded the HUD lead-based paint guideline of 1.0 mg/cm<sup>2</sup>. The remaining surfaces surveyed are not considered to be lead-based paints (greater than 1.0 mg/cm<sup>2</sup>); however, XRF readings indicate that some of the surfaces contain quantities of lead that may classify as a regulated hazard during certain construction activities.

The following “lead-based paints” were identified:

### Interior Building Components:

- Unit J-901 – Room 2 – Wall D – Closet Shelf – White Wood

### Exterior Building Components:

- Building A – Room A-122 – Wall D – Door – White Metal
- Building A – Room A-120 – Boiler – Insulation Orange
- Building A – Exterior – Wall A – Door A1 – White Wood
- Building A – Exterior – Wall A – Door Trim A1 – White Wood
- Building B – Room B-220 – Boiler – Insulation Orange
- Building B – Exterior – Wall C – Door – White (Over Orange) Wood
- Building B – Exterior – Wall C – Door Trim C6 – White Wood
- Building B – Exterior – Wall A – Door A1 – White (Over Orange) Wood
- Building B – Exterior – Wall B – Door – White Metal
- Building C – Room C-320 – Wall B – Door – White Wood
- Building C – Room C-320 – Boiler – Insulation Orange
- Building C – Exterior – Wall A – Door A1 – White (Over Orange) Wood
- Building C – Exterior – Wall B – Door – White (Over Orange) Metal
- Building D – Room D-410 – Wall B – Door – White Wood
- Building D – Room D-410 – Boiler – Insulation Orange
- Building D – Room D-410 – Wall C – Pipe – Black Metal
- Building D – Exterior – Wall B – Door – White Metal
- Building D – Exterior – Wall A – Door A1 – White (Over Orange) Wood
- Building E – Room E-510 – Wall D – Door – White Wood
- Building E – Room E-510 – Boiler – Insulation Orange
- Building E – Room E-511 – Wall A – Door – Orange Wood
- Building E – Room E-511 – Wall B – Door – Orange Metal
- Building E – Exterior – Wall A – Door Trim D2 – White Wood
- Building E – Exterior – Wall A – Door A4 – White Wood
- Building E – Exterior – Wall A – Door A4 – White (Over Orange) Wood

- Building E – Exterior – Wall A – Door A5 – White (Over Orange) Wood
- Building E – Exterior – Wall A – Door A6 – White (Over Orange) Wood
- Building F – Room F-610 – Wall B – Door – White Wood
- Building F – Room F-610 – Wall B – Door – White (Over Orange) Wood
- Building F – Room F-610 – Wall C – Pipe – Black Metal
- Building F – Room F-610 – Boiler – Insulation Orange
- Building F – Exterior – Wall B – Door – White Metal
- Building F – Exterior – Wall A – Door A2 – White Wood
- Building H – Exterior – Wall A – Door Trim A3 – White Wood

## 5.0 CONCLUSIONS AND RECOMMENDATIONS

A copy of this report should be provided to contractors bidding on work and each contractor must have a copy of this report during any scheduled construction activities that may impact suspect or confirmed regulated building materials.

The summary of LCP at the subject site was prepared so construction and maintenance workers can identify the location and quantity of lead in surface coatings that may impact their work. The provided LCP summary may be used in conjunction with other applicable data (e.g., air monitoring) to evaluate the potential for elevated occupational lead exposures during construction activities. Although the majority of paints applied are not considered to be lead-based paints (greater than 1.0 mg/cm<sup>2</sup>), analytical data indicates that some may contain quantities of lead that exceed the DOSH Construction Standards for any detectable concentration of lead and may be classified as a potential exposure hazard during certain construction activities. Contractors and WSU employees performing construction and maintenance work should be aware of the lead construction standard and provide proper worker protection.

If material coated with LCP is disposed of as part of any future projects, some or all of the demolition debris may be subject to the requirements of Washington State Department of Ecology (WAC 173-303-090). According to WAC 173-303-090, a solid waste in which the TCLP for lead exceeds five milligrams per liter (mg/L) would designate as a dangerous waste for the purpose of disposal. However, based upon the observed lead concentrations, it is not anticipated that the general construction debris would classify as dangerous waste.

The results of this inspection indicate that 35 building components tested positive for lead in amounts greater than or equal to 1.0 mg/cm<sup>2</sup> in paint, using the inspection protocol in Chapter 7 of the *HUD Guidelines for the Evaluation and Control of Lead-Based Paint Hazards in Housing (1997 Revision)*. A summary of this report must be provided to new lessees (tenants) and purchasers of this property under Federal law (24 CFR part 35 and 40 CFR part 745) before they become obligated under a lease or sales contract. The complete report must also be provided to new purchasers and it must be made available to new tenants. Landlords (lessors) and sellers are also required to distribute an educational pamphlet approved by the U.S. Environmental Protection Agency and include standard warning language in their leases or sales contracts to ensure that parents have the information they need to protect their children from lead-based paint hazards.

Lead-based paint is a common cause of lead poisoning in children and represents a threat to the health and welfare of the occupants. Where economically feasible, it is recommended that components that tested

positive, and any similar untested components, be considered lead-laden and lead-safe procedures be incorporated into any overall renovation and maintenance strategy. Safe methods include: containing any work area to prevent dispersal of lead dust and chips, wet sanding and scraping at a minimum; collecting all paint chips and debris and, properly disposing of them.

Table 1 XRF Data									
Sample #	Sample Date	Sample Location <sup>1</sup>	Component	Substrate	Color	Wall	Unit Number	XRF Reading (mg/cm <sup>2</sup> )	XRF Error (mg/cm <sup>2</sup> )
1	2/8/2010	SHUTTER CAL						10.84	0
1	2/2/2010	SHUTTER CAL						9.97	0
2	2/2/2010	srm2571	CALIBRATE - FRONT					4	0.3
3	2/2/2010	1	WALL/MIDDLE	DRYWALL	WHITE	A	A-105	0.01	0.02
4	2/2/2010	1	WALL/MIDDLE	DRYWALL	WHITE	B	A-105	0.01	0.02
5	2/2/2010	1	WALL/MIDDLE	DRYWALL	WHITE	C	A-105	0.02	0.04
6	2/2/2010	1	WALL/MIDDLE	DRYWALL	WHITE	D	A-105	0.02	0.04
7	2/2/2010	2	WALL/MIDDLE	DRYWALL	WHITE	D	A-105	0.03	0.06
8	2/2/2010	2	WALL/MIDDLE	DRYWALL	WHITE	C	A-105	0.01	0.02
9	2/2/2010	2	WALL/MIDDLE	DRYWALL	WHITE	B	A-105	0.01	0.02
10	2/2/2010	2	WALL/MIDDLE	DRYWALL	WHITE	A	A-105	0.03	0.08
11	2/2/2010	3	WALL/MIDDLE	DRYWALL	WHITE	A	A-105	0.08	0.15
12	2/2/2010	3	WALL/MIDDLE	DRYWALL	WHITE	B	A-105	0.1	0.21
13	2/2/2010	3	WALL/MIDDLE	DRYWALL	WHITE	C	A-105	0.04	0.08
14	2/2/2010	3	WALL/MIDDLE	DRYWALL	WHITE	D	A-105	0.07	0.14
15	2/2/2010	4	WALL/MIDDLE	DRYWALL	WHITE	D	A-105	0.01	0.03

<b>Table 1 XRF Data</b>									
<b>Sample #</b>	<b>Sample Date</b>	<b>Sample Location<sup>1</sup></b>	<b>Component</b>	<b>Substrate</b>	<b>Color</b>	<b>Wall</b>	<b>Unit Number</b>	<b>XRF Reading (mg/cm<sup>2</sup>)</b>	<b>XRF Error (mg/cm<sup>2</sup>)</b>
16	2/2/2010	4	WALL/MIDDLE	DRYWALL	WHITE	C	A-105	0.3	0.55
17	2/2/2010	4	WALL/MIDDLE	DRYWALL	WHITE	B	A-105	0.03	0.06
18	2/2/2010	4	WALL/MIDDLE	DRYWALL	WHITE	A	A-105	0.01	0.02
19	2/2/2010	5	WALL/MIDDLE	DRYWALL	WHITE	A	A-105	0.02	0.04
20	2/2/2010	5	WALL/MIDDLE	DRYWALL	WHITE	B	A-105	0.06	0.13
21	2/2/2010	5	WALL/MIDDLE	DRYWALL	WHITE	C	A-105	0.04	0.09
22	2/2/2010	5	WALL/MIDDLE	DRYWALL	WHITE	D	A-105	0.01	0.02
23	2/2/2010	5	CEILING	DRYWALL	WHITE		A-105	0.03	0.06
24	2/2/2010	4	CEILING	DRYWALL	WHITE		A-105	0.05	0.07
25	2/2/2010	3	CEILING	DRYWALL	WHITE		A-105	0.08	0.15
26	2/2/2010	2	CEILING	DRYWALL	WHITE		A-105	0.01	0.03
27	2/2/2010	1	CEILING	DRYWALL	WHITE		A-105	0	0.02
28	2/2/2010	1	CLST SHELF	WOOD	WHITE	C	A-105	0.09	0.1
29	2/2/2010	2	CLST SHELF	WOOD	WHITE	C	A-105	0.06	0.07
30	2/2/2010	3	WALL SHELF	WOOD	WHITE	B	A-105	0.24	0.3
31	2/2/2010	2	CLST DOOR	WOOD	WHITE	C	A-105	0.08	0.17

<b>Table 1 XRF Data</b>									
<b>Sample #</b>	<b>Sample Date</b>	<b>Sample Location<sup>1</sup></b>	<b>Component</b>	<b>Substrate</b>	<b>Color</b>	<b>Wall</b>	<b>Unit Number</b>	<b>XRF Reading (mg/cm<sup>2</sup>)</b>	<b>XRF Error (mg/cm<sup>2</sup>)</b>
32	2/2/2010	1	CLST DOOR	WOOD	WHITE	C	A-105	0.02	0.04
33	2/2/2010	1	BASEBOARD	WOOD	WHITE	A	A-105	0.12	0.14
34	2/2/2010	2	BASEBOARD	WOOD	WHITE	A	A-105	0.13	0.14
35	2/2/2010	4	BASEBOARD	WOOD	WHITE	B	A-105	0.04	0.07
36	2/2/2010	5	BASEBOARD	WOOD	WHITE	C	A-105	0.12	0.19
37	2/2/2010	4	CBNT FRONT	METAL	WHITE	A	A-105	0.05	0.07
38	2/2/2010	5	RADIATOR	METAL	WHITE	C	A-105	0.17	0.17
39	2/2/2010	1	RADIATOR	METAL	WHITE	D	A-105	0.09	0.11
40	2/2/2010	2	RADIATOR	METAL	WHITE	A	A-105	0.1	0.13
41	2/2/2010	3	RADIATOR	METAL	WHITE	A	A-105	0.03	0.05
42	2/2/2010	3	WNDW TRIM	WOOD	WHITE	A	A-105	0.11	0.16
43	2/2/2010	2	WNDW TRIM	WOOD	WHITE	A	A-105	0.15	0.16
44	2/2/2010	5	WNDW TRIM	WOOD	WHITE	C	A-105	0.17	0.17
45	2/2/2010	3	DOOR	WOOD	WHITE	D	A-105	0.09	0.1
46	2/2/2010	1	DOOR	WOOD	WHITE	A	A-105	0.24	0.25
47	2/2/2010	1	DR. TRIM	WOOD	WHITE	A	A-105	0.7	0.2

Table 1 XRF Data									
Sample #	Sample Date	Sample Location <sup>1</sup>	Component	Substrate	Color	Wall	Unit Number	XRF Reading (mg/cm <sup>2</sup> )	XRF Error (mg/cm <sup>2</sup> )
48	2/2/2010	3	DR. TRIM	WOOD	WHITE	D	A-105	0.14	0.15
49	2/2/2010	3	DR. TRIM	WOOD	WHITE	D	A-105	0.7	0.2
50	2/2/2010	SHUTTER CAL						9.04	0
51	2/2/2010	srm2572	CALIBRATE - FRONT					1.7	0.1
52	2/2/2010	5	WALL SHELF	WOOD	VARNISH	B	A-105	< LOD	0.03
53	2/2/2010	1	WALL/MIDDLE	DRYWALL	WHITE	A	A-106	< LOD	0.06
54	2/2/2010	1	WALL/MIDDLE	DRYWALL	WHITE	B	A-106	< LOD	0.03
55	2/2/2010	1	WALL/MIDDLE	DRYWALL	WHITE	C	A-106	< LOD	0.04
56	2/2/2010	1	WALL/MIDDLE	DRYWALL	WHITE	D	A-106	< LOD	0.15
57	2/2/2010	2	WALL/MIDDLE	DRYWALL	WHITE	D	A-106	< LOD	0.1
58	2/2/2010	2	WALL/MIDDLE	DRYWALL	WHITE	C	A-106	< LOD	0.05
59	2/2/2010	2	WALL/MIDDLE	DRYWALL	WHITE	B	A-106	< LOD	0.18
60	2/2/2010	2	WALL/MIDDLE	DRYWALL	WHITE	A	A-106	< LOD	0.26
61	2/2/2010	3	WALL/MIDDLE	DRYWALL	WHITE	A	A-106	< LOD	0.1
62	2/2/2010	3	WALL/MIDDLE	DRYWALL	WHITE	B	A-106	< LOD	0.11
63	2/2/2010	3	WALL/MIDDLE	DRYWALL	WHITE	C	A-106	< LOD	0.17

<b>Table 1 XRF Data</b>									
<b>Sample #</b>	<b>Sample Date</b>	<b>Sample Location<sup>1</sup></b>	<b>Component</b>	<b>Substrate</b>	<b>Color</b>	<b>Wall</b>	<b>Unit Number</b>	<b>XRF Reading (mg/cm<sup>2</sup>)</b>	<b>XRF Error (mg/cm<sup>2</sup>)</b>
64	2/2/2010	3	WALL/MIDDLE	DRYWALL	WHITE	D	A-106	< LOD	0.15
65	2/2/2010	4	WALL/MIDDLE	DRYWALL	WHITE	A	A-106	< LOD	0.09
66	2/2/2010	4	WALL/MIDDLE	DRYWALL	WHITE	B	A-106	< LOD	0.07
67	2/2/2010	4	WALL/MIDDLE	DRYWALL	WHITE	C	A-106	< LOD	0.04
68	2/2/2010	4	CEILING	DRYWALL	WHITE		A-106	< LOD	0.04
69	2/2/2010	3	CEILING	DRYWALL	WHITE		A-106	< LOD	0.16
70	2/2/2010	2	CEILING	DRYWALL	WHITE		A-106	< LOD	0.05
71	2/2/2010	1	CEILING	DRYWALL	WHITE		A-106	< LOD	0.03
72	2/2/2010	2	CLST SHELF	WOOD	WHITE	B	A-106	< LOD	0.12
73	2/2/2010	2	CLST DOOR	WOOD	WHITE	B	A-106	< LOD	0.11
74	2/2/2010	2	CLST DOOR	WOOD	WHITE	C	A-106	< LOD	1.45
2911	4/26/2010	2	CLST DOOR	WOOD	WHITE	C	A-106	0.18	0.06
75	2/2/2010	3	WALL SHELF	WOOD	WHITE	D	A-106	< LOD	0.17
76	2/2/2010	2	BASEBOARD	WOOD	WHITE	C	A-106	< LOD	0.3
77	2/2/2010	1	BASEBOARD	WOOD	WHITE	B	A-106	< LOD	0.22
78	2/2/2010	4	BASEBOARD	WOOD	WHITE	B	A-106	< LOD	0.31

<b>Table 1 XRF Data</b>									
<b>Sample #</b>	<b>Sample Date</b>	<b>Sample Location<sup>1</sup></b>	<b>Component</b>	<b>Substrate</b>	<b>Color</b>	<b>Wall</b>	<b>Unit Number</b>	<b>XRF Reading (mg/cm<sup>2</sup>)</b>	<b>XRF Error (mg/cm<sup>2</sup>)</b>
79	2/2/2010	4	CBNT FRONT	METAL	WHITE	C	A-106	< LOD	0.13
80	2/2/2010	4	RADIATOR	METAL	WHITE	A	A-106	< LOD	0.2
81	2/2/2010	1	RADIATOR	METAL	WHITE	C	A-106	< LOD	0.34
82	2/2/2010	2	RADIATOR	METAL	WHITE	C	A-106	< LOD	0.33
83	2/2/2010	3	RADIATOR	METAL	WHITE	B	A-106	0.4	0.2
84	2/2/2010	3	WNDW TRIM	WOOD	WHITE	A	A-106	< LOD	0.16
85	2/2/2010	2	WNDW TRIM	WOOD	WHITE	E	A-106	< LOD	0.25
86	2/2/2010	1	WNDW TRIM	WOOD	WHITE	C	A-106	0.27	0.13
87	2/2/2010	2	DOOR	WOOD	WHITE	A	A-106	< LOD	0.15
88	2/2/2010	2	DR. TRIM	WOOD	WHITE	B	A-106	0.8	0.1
89	2/2/2010	2	CLST DR TRIM	WOOD	WHITE	C	A-106	0.6	0.2
90	2/2/2010	1	DOOR	WOOD	WHITE	A	A-106	< LOD	0.27
91	2/2/2010	1	DR. TRIM	WOOD	WHITE	A	A-106	0.6	0.2
92	2/2/2010	1	WALL SHELF	WOOD	VARNISH	B	A-106	< LOD	0.03
93	2/2/2010	srm2573	CALIBRATE - FRONT					1.1	0.1
94	2/2/2010	1	WALL/MIDDLE	DRYWALL	WHITE	A	A-111	0.08	0.16

<b>Table 1 XRF Data</b>									
<b>Sample #</b>	<b>Sample Date</b>	<b>Sample Location<sup>1</sup></b>	<b>Component</b>	<b>Substrate</b>	<b>Color</b>	<b>Wall</b>	<b>Unit Number</b>	<b>XRF Reading (mg/cm<sup>2</sup>)</b>	<b>XRF Error (mg/cm<sup>2</sup>)</b>
95	2/2/2010	1	WALL/MIDDLE	DRYWALL	WHITE	B	A-111	0.01	0.03
96	2/2/2010	1	WALL/MIDDLE	DRYWALL	WHITE	C	A-111	0.01	0.02
97	2/2/2010	1	WALL/MIDDLE	DRYWALL	WHITE	D	A-111	0.01	0.02
98	2/2/2010	2	WALL/MIDDLE	DRYWALL	WHITE	D	A-111	0.01	0.02
99	2/2/2010	2	WALL/MIDDLE	DRYWALL	WHITE	C	A-111	0.03	0.08
100	2/2/2010	2	WALL/MIDDLE	DRYWALL	WHITE	B	A-111	0.06	0.19
101	2/2/2010	2	WALL/MIDDLE	DRYWALL	WHITE	A	A-111	0.01	0.04
102	2/2/2010	SHUTTER CAL						8.81	0
103	2/2/2010	3	WALL/MIDDLE	DRYWALL	WHITE	A	A-111	< LOD	0.29
104	2/2/2010	3	WALL/MIDDLE	DRYWALL	WHITE	B	A-111	< LOD	0.14
105	2/2/2010	3	WALL/MIDDLE	DRYWALL	WHITE	C	A-111	< LOD	0.29
106	2/2/2010	3	WALL/MIDDLE	DRYWALL	WHITE	D	A-111	0.24	0.11
107	2/2/2010	4	WALL/MIDDLE	DRYWALL	WHITE	D	A-111	< LOD	0.09
108	2/2/2010	4	WALL/MIDDLE	DRYWALL	WHITE	C	A-111	< LOD	0.05
109	2/2/2010	4	WALL/MIDDLE	DRYWALL	WHITE	B	A-111	< LOD	0.04
110	2/2/2010	4	WALL/MIDDLE	DRYWALL	WHITE	A	A-111	< LOD	0.03

<b>Table 1 XRF Data</b>									
<b>Sample #</b>	<b>Sample Date</b>	<b>Sample Location<sup>1</sup></b>	<b>Component</b>	<b>Substrate</b>	<b>Color</b>	<b>Wall</b>	<b>Unit Number</b>	<b>XRF Reading (mg/cm<sup>2</sup>)</b>	<b>XRF Error (mg/cm<sup>2</sup>)</b>
111	2/2/2010	4	CEILING	DRYWALL	WHITE		A-111	< LOD	0.08
112	2/2/2010	3	CEILING	DRYWALL	WHITE		A-111	0.14	0.07
113	2/2/2010	2	CEILING	DRYWALL	WHITE		A-111	< LOD	0.1
114	2/2/2010	1	CEILING	DRYWALL	WHITE		A-111	< LOD	0.35
115	2/2/2010	4	CEILING	DRYWALL	WHITE		A-111	< LOD	0.1
116	2/2/2010	4	WALL/MIDDLE	DRYWALL	WHITE	A	A-111	< LOD	0.08
117	2/2/2010	4	WALL/MIDDLE	DRYWALL	WHITE	B	A-111	< LOD	0.03
118	2/2/2010	4	WALL/MIDDLE	DRYWALL	WHITE	C	A-111	< LOD	0.03
119	2/2/2010	4	WALL/MIDDLE	DRYWALL	WHITE	D	A-111	< LOD	0.03
120	2/2/2010	1	CLST SHELF	WOOD	WHITE	C	A-111	< LOD	0.21
121	2/2/2010	2	CLST SHELF	WOOD	WHITE	C	A-111	< LOD	0.15
122	2/2/2010	3	WALL SHELF	WOOD	WHITE	B	A-111	< LOD	0.15
123	2/2/2010	2	CLST DOOR	WOOD	WHITE	C	A-111	< LOD	0.16
124	2/2/2010	1	CLST DOOR	WOOD	WHITE	C	A-111	< LOD	0.17
125	2/2/2010	1	BASEBOARD	WOOD	WHITE	A	A-111	< LOD	0.38
126	2/2/2010	2	BASEBOARD	WOOD	WHITE	A	A-111	< LOD	0.34

<b>Table 1 XRF Data</b>									
<b>Sample #</b>	<b>Sample Date</b>	<b>Sample Location<sup>1</sup></b>	<b>Component</b>	<b>Substrate</b>	<b>Color</b>	<b>Wall</b>	<b>Unit Number</b>	<b>XRF Reading (mg/cm<sup>2</sup>)</b>	<b>XRF Error (mg/cm<sup>2</sup>)</b>
127	2/2/2010	3	BASEBOARD	WOOD	WHITE	C	A-111	< LOD	0.53
128	2/2/2010	4	BASEBOARD	WOOD	WHITE	D	A-111	< LOD	0.32
129	2/2/2010	4	CBNT FRONT	METAL	WHITE	A	A-111	< LOD	0.07
130	2/2/2010	4	CBNT FRONT	WOOD	WHITE	A	A-111	< LOD	0.08
131	2/2/2010	5	RADIATOR	METAL	WHITE	C	A-111	< LOD	0.27
132	2/2/2010	1	RADIATOR	METAL	WHITE	D	A-111	< LOD	0.32
133	2/2/2010	2	RADIATOR	METAL	WHITE	A	A-111	< LOD	0.17
134	2/2/2010	3	RADIATOR	METAL	WHITE	A	A-111	< LOD	0.19
135	2/2/2010	3	WNDW TRIM	WOOD	WHITE	A	A-111	< LOD	0.44
136	2/2/2010	2	WNDW TRIM	WOOD	WHITE	A	A-111	< LOD	0.27
137	2/2/2010	5	WNDW TRIM	WOOD	WHITE	C	A-111	< LOD	0.6
138	2/2/2010	1	DOOR	WOOD	WHITE	A	A-111	< LOD	0.33
139	2/2/2010	1	DR. TRIM	WOOD	WHITE	A	A-111	< LOD	0.45
140	2/2/2010	2	DR. TRIM	WOOD	WHITE	B	A-111	0.8	0.2
2912	4/26/2010	2	DR. TRIM	WOOD	WHITE	B	A-111	0.7	0.1
141	2/2/2010	2	DOOR	WOOD	WHITE	B	A-111	0.5	0.2

Table 1 XRF Data									
Sample #	Sample Date	Sample Location <sup>1</sup>	Component	Substrate	Color	Wall	Unit Number	XRF Reading (mg/cm <sup>2</sup> )	XRF Error (mg/cm <sup>2</sup> )
142	2/2/2010	5	WALL SHELF	WOOD	VARNISH	B	A-111	< LOD	0.03
143	2/2/2010	sm2574	CALIBRATE - FRONT					0.7	0.2
144	2/2/2010	1	WALL/MIDDLE	DRYWALL	WHITE	A	A-101	0	0.02
145	2/2/2010	1	WALL/MIDDLE	DRYWALL	WHITE	B	A-101	0.01	0.05
146	2/2/2010	1	WALL/MIDDLE	DRYWALL	WHITE	C	A-101	0.04	0.11
147	2/2/2010	1	WALL/MIDDLE	DRYWALL	WHITE	D	A-101	0	0.02
148	2/2/2010	SHUTTER CAL						9.24	0
149	2/2/2010	2	WALL/MIDDLE	DRYWALL	WHITE	A	A-101	< LOD	0.25
150	2/2/2010	2	WALL/MIDDLE	DRYWALL	WHITE	B	A-101	< LOD	0.2
151	2/2/2010	2	WALL/MIDDLE	DRYWALL	WHITE	C	A-101	< LOD	0.16
152	2/2/2010	2	WALL/MIDDLE	DRYWALL	WHITE	D	A-101	< LOD	0.3
153	2/2/2010	3	WALL/MIDDLE	DRYWALL	WHITE	D	A-101	< LOD	0.09
154	2/2/2010	3	WALL/MIDDLE	DRYWALL	WHITE	C	A-101	< LOD	0.15
155	2/2/2010	3	WALL/MIDDLE	DRYWALL	WHITE	B	A-101	< LOD	0.21
156	2/2/2010	3	WALL/MIDDLE	DRYWALL	WHITE	A	A-101	< LOD	0.03
157	2/2/2010	4	WALL/MIDDLE	DRYWALL	WHITE	A	A-101	< LOD	0.03

<b>Table 1 XRF Data</b>									
<b>Sample #</b>	<b>Sample Date</b>	<b>Sample Location<sup>1</sup></b>	<b>Component</b>	<b>Substrate</b>	<b>Color</b>	<b>Wall</b>	<b>Unit Number</b>	<b>XRF Reading (mg/cm<sup>2</sup>)</b>	<b>XRF Error (mg/cm<sup>2</sup>)</b>
158	2/2/2010	4	WALL/MIDDLE	DRYWALL	WHITE	B	A-101	< LOD	0.03
159	2/2/2010	4	WALL/MIDDLE	DRYWALL	WHITE	C	A-101	< LOD	0.31
160	2/2/2010	4	WALL/MIDDLE	DRYWALL	WHITE	D	A-101	< LOD	0.03
161	2/2/2010	4	CEILING	DRYWALL	WHITE		A-101	< LOD	0.05
162	2/2/2010	3	CEILING	DRYWALL	WHITE		A-101	< LOD	0.17
163	2/2/2010	2	CEILING	DRYWALL	WHITE		A-101	< LOD	0.79
164	2/2/2010	2	CEILING	DRYWALL	WHITE		A-101	< LOD	0.03
165	2/2/2010	1	CEILING	DRYWALL	WHITE		A-101	< LOD	0.03
166	2/2/2010	1	CLST SHELF	WOOD	WHITE	C	A-101	< LOD	0.25
167	2/2/2010	2	WALL SHELF	WOOD	WHITE	B	A-101	< LOD	0.21
168	2/2/2010	1	CLST DOOR	WOOD	WHITE	C	A-101	< LOD	1.02
2913	4/26/2010	1	CLST DOOR	WOOD	WHITE	C	A-101	0.13	0.06
169	2/2/2010	1	CLST DOOR	WOOD	WHITE	E	A-101	< LOD	0.16
170	2/2/2010	1	CLST DR TRIM	WOOD	WHITE	C	A-101	< LOD	0.18
171	2/2/2010	1	BASEBOARD	WOOD	WHITE	D	A-101	< LOD	0.16
172	2/2/2010	3	BASEBOARD	WOOD	WHITE	B	A-101	< LOD	0.14

<b>Table 1 XRF Data</b>									
<b>Sample #</b>	<b>Sample Date</b>	<b>Sample Location<sup>1</sup></b>	<b>Component</b>	<b>Substrate</b>	<b>Color</b>	<b>Wall</b>	<b>Unit Number</b>	<b>XRF Reading (mg/cm<sup>2</sup>)</b>	<b>XRF Error (mg/cm<sup>2</sup>)</b>
173	2/2/2010	4	BASEBOARD	WOOD	WHITE	C	A-101	< LOD	0.16
174	2/2/2010	3	CBNT FRONT	WOOD	WHITE	A	A-101	< LOD	0.05
175	2/2/2010	3	CBNT FRONT	METAL	WHITE	A	A-101	< LOD	0.03
176	2/2/2010	3	RADIATOR	METAL	WHITE	C	A-101	< LOD	0.1
177	2/2/2010	4	RADIATOR	METAL	WHITE	C	A-101	< LOD	0.07
178	2/2/2010	1	RADIATOR	METAL	WHITE	A	A-101	< LOD	0.21
179	2/2/2010	2	RADIATOR	METAL	WHITE	A	A-101	< LOD	0.13
180	2/2/2010	2	WNDW TRIM	WOOD	WHITE	A	A-101	< LOD	0.28
181	2/2/2010	1	WNDW TRIM	WOOD	WHITE	A	A-101	< LOD	0.49
182	2/2/2010	4	WNDW TRIM	WOOD	WHITE	C	A-101	< LOD	0.21
183	2/2/2010	4	DOOR	WOOD	WHITE	C	A-101	< LOD	0.19
184	2/2/2010	4	DR. TRIM	WOOD	WHITE	C	A-101	< LOD	0.2
185	2/2/2010	1	DR. TRIM	WOOD	WHITE	B	A-101	0.1	0.06
186	2/2/2010	1	DOOR	WOOD	WHITE	B	A-101	< LOD	1.39
2914	4/26/2010	1	DOOR	WOOD	WHITE	B	A-101	0.17	0.08
187	2/2/2010	srm2575	CALIBRATE - FRONT					0.3	0.12

<b>Table 1 XRF Data</b>									
<b>Sample #</b>	<b>Sample Date</b>	<b>Sample Location<sup>1</sup></b>	<b>Component</b>	<b>Substrate</b>	<b>Color</b>	<b>Wall</b>	<b>Unit Number</b>	<b>XRF Reading (mg/cm<sup>2</sup>)</b>	<b>XRF Error (mg/cm<sup>2</sup>)</b>
188	2/2/2010	1	WALL/MIDDLE	DRYWALL	WHITE	A	A-113	0.02	0.02
189	2/2/2010	1	WALL/MIDDLE	DRYWALL	WHITE	B	A-113	0.01	0.03
190	2/2/2010	1	WALL/MIDDLE	DRYWALL	WHITE	C	A-113	0	0.02
191	2/2/2010	1	WALL/MIDDLE	DRYWALL	WHITE	D	A-113	0.03	0.04
192	2/2/2010	2	WALL/MIDDLE	DRYWALL	WHITE	A	A-113	0.05	0.05
193	2/2/2010	2	WALL/MIDDLE	DRYWALL	WHITE	B	A-113	0.05	0.12
194	2/2/2010	2	WALL/MIDDLE	DRYWALL	WHITE	C	A-113	0.02	0.04
195	2/2/2010	3	WALL/MIDDLE	DRYWALL	WHITE	A	A-113	0.07	0.13
196	2/2/2010	3	WALL/MIDDLE	DRYWALL	WHITE	B	A-113	0.06	0.12
197	2/2/2010	3	WALL/MIDDLE	DRYWALL	WHITE	C	A-113	0.1	0.16
198	2/2/2010	3	WALL/MIDDLE	DRYWALL	WHITE	D	A-113	0.13	0.21
199	2/2/2010	SHUTTER CAL						9.29	0
200	2/2/2010	4	WALL/MIDDLE	DRYWALL	WHITE	A	A-113	< LOD	0.03
201	2/2/2010	4	WALL/MIDDLE	DRYWALL	WHITE	B	A-113	< LOD	0.16
202	2/2/2010	4	WALL/MIDDLE	DRYWALL	WHITE	C	A-113	< LOD	0.2
203	2/2/2010	4	WALL/MIDDLE	DRYWALL	WHITE	D	A-113	< LOD	0.11

<b>Table 1 XRF Data</b>									
<b>Sample #</b>	<b>Sample Date</b>	<b>Sample Location<sup>1</sup></b>	<b>Component</b>	<b>Substrate</b>	<b>Color</b>	<b>Wall</b>	<b>Unit Number</b>	<b>XRF Reading (mg/cm<sup>2</sup>)</b>	<b>XRF Error (mg/cm<sup>2</sup>)</b>
204	2/2/2010	4	CEILING	DRYWALL	WHITE		A-113	< LOD	0.06
205	2/2/2010	3	CEILING	DRYWALL	WHITE		A-113	< LOD	0.14
206	2/2/2010	2	CEILING	DRYWALL	WHITE		A-113	< LOD	0.07
207	2/2/2010	1	CEILING	DRYWALL	WHITE		A-113	< LOD	0.09
208	2/2/2010	4	CLST SHELF	WOOD	WHITE	D	A-113	< LOD	0.15
209	2/2/2010	4	CLST DOOR	WOOD	WHITE	D	A-113	< LOD	0.09
210	2/2/2010	4	CLST DOOR	WOOD	WHITE	E	A-113	< LOD	1.35
2915	4/26/2010	4	CLST DOOR	WOOD	WHITE	E	A-113	0.17	0.08
211	2/2/2010	4	CLST DR TRIM	WOOD	WHITE	E	A-113	< LOD	0.37
212	2/2/2010	3	WALL SHELF	WOOD	WHITE	B	A-113	< LOD	0.23
213	2/2/2010	1	WALL SHELF	WOOD	VARNISH	D	A-113	< LOD	0.03
214	2/2/2010	1	BASEBOARD	WOOD	WHITE	B	A-113	< LOD	0.21
215	2/2/2010	2	BASEBOARD	WOOD	WHITE	A	A-113	< LOD	0.28
216	2/2/2010	4	BASEBOARD	WOOD	WHITE	B	A-113	< LOD	0.3
217	2/2/2010	2	CBNT FRONT	WOOD	WHITE	B	A-113	< LOD	0.34
218	2/2/2010	2	CBNT FRONT	METAL	WHITE	B	A-113	< LOD	0.14

<b>Table 1 XRF Data</b>									
<b>Sample #</b>	<b>Sample Date</b>	<b>Sample Location<sup>1</sup></b>	<b>Component</b>	<b>Substrate</b>	<b>Color</b>	<b>Wall</b>	<b>Unit Number</b>	<b>XRF Reading (mg/cm<sup>2</sup>)</b>	<b>XRF Error (mg/cm<sup>2</sup>)</b>
219	2/2/2010	1	DOOR	WOOD	WHITE	A	A-113	< LOD	0.33
220	2/2/2010	1	DR. TRIM	WOOD	WHITE	A	A-113	< LOD	0.53
221	2/2/2010	3	DR. TRIM	WOOD	WHITE	F	A-113	0.5	0.3
222	2/2/2010	4	DOOR	WOOD	WHITE	A	A-113	< LOD	0.13
223	2/2/2010	4	DR. TRIM	WOOD	WHITE	F	A-113	0.6	0.3
224	2/2/2010	1	WNDW TRIM	WOOD	WHITE	A	A-113	< LOD	0.19
225	2/2/2010	3	WNDW TRIM	WOOD	WHITE	A	A-113	< LOD	0.24
226	2/2/2010	4	WNDW TRIM	WOOD	WHITE	C	A-113	< LOD	0.16
227	2/2/2010	4	RADIATOR	METAL	WHITE	C	A-113	< LOD	0.2
228	2/2/2010	3	RADIATOR	METAL	WHITE	D	A-113	< LOD	0.12
229	2/2/2010	1	RADIATOR	METAL	WHITE	A	A-113	< LOD	0.14
230	2/2/2010	srm2571	CALIBRATE - FRONT					3.7	0.3
231	2/2/2010	1	WALL/MIDDLE	DRYWALL	WHITE	A	A-114	0.03	0.05
232	2/2/2010	1	WALL/MIDDLE	DRYWALL	WHITE	B	A-114	0.05	0.08
233	2/2/2010	1	WALL/MIDDLE	DRYWALL	WHITE	C	A-114	0.01	0.04
234	2/2/2010	1	WALL/MIDDLE	DRYWALL	WHITE	D	A-114	0.01	0.03

<b>Table 1 XRF Data</b>									
<b>Sample #</b>	<b>Sample Date</b>	<b>Sample Location<sup>1</sup></b>	<b>Component</b>	<b>Substrate</b>	<b>Color</b>	<b>Wall</b>	<b>Unit Number</b>	<b>XRF Reading (mg/cm<sup>2</sup>)</b>	<b>XRF Error (mg/cm<sup>2</sup>)</b>
235	2/2/2010	2	WALL/MIDDLE	DRYWALL	WHITE	A	A-114	0.01	0.04
236	2/2/2010	2	WALL/MIDDLE	DRYWALL	WHITE	D	A-114	0.01	0.04
237	2/2/2010	2	WALL/MIDDLE	DRYWALL	WHITE	E	A-114	0.02	0.05
238	2/2/2010	2	WALL/MIDDLE	DRYWALL	WHITE	F	A-114	0.01	0.02
239	2/2/2010	3	WALL/MIDDLE	DRYWALL	WHITE	A	A-114	0.08	0.09
240	2/2/2010	3	WALL/MIDDLE	DRYWALL	WHITE	B	A-114	0.1	0.11
241	2/2/2010	3	WALL/MIDDLE	DRYWALL	WHITE	C	A-114	0.08	0.13
242	2/2/2010	3	WALL/MIDDLE	DRYWALL	WHITE	D	A-114	0.17	0.23
243	2/2/2010	4	WALL/MIDDLE	DRYWALL	WHITE	A	A-114	0.13	0.18
244	2/2/2010	4	WALL/MIDDLE	DRYWALL	WHITE	B	A-114	0.06	0.08
245	2/2/2010	4	WALL/MIDDLE	DRYWALL	WHITE	C	A-114	0.12	0.08
246	2/2/2010	4	CEILING	DRYWALL	WHITE		A-114	0.02	0.03
247	2/2/2010	3	CEILING	DRYWALL	WHITE		A-114	0.05	0.08
248	2/2/2010	SHUTTER CAL						9.75	0
249	2/2/2010	2	CEILING	DRYWALL	WHITE		A-114	< LOD	0.05
250	2/2/2010	1	CEILING	DRYWALL	WHITE		A-114	< LOD	0.07

<b>Table 1 XRF Data</b>									
<b>Sample #</b>	<b>Sample Date</b>	<b>Sample Location<sup>1</sup></b>	<b>Component</b>	<b>Substrate</b>	<b>Color</b>	<b>Wall</b>	<b>Unit Number</b>	<b>XRF Reading (mg/cm<sup>2</sup>)</b>	<b>XRF Error (mg/cm<sup>2</sup>)</b>
251	2/2/2010	2	CLST SHELF	WOOD	WHITE	D	A-114	< LOD	0.11
252	2/2/2010	2	CLST DOOR	WOOD	WHITE	D	A-114	< LOD	0.03
253	2/2/2010	2	CLST DOOR	WOOD	WHITE	C	A-114	< LOD	1.42
2916	4/26/2010	2	CLST DOOR	WOOD	WHITE	C	A-114	0.2	0.06
254	2/2/2010	2	CLST DR TRIM	WOOD	WHITE	C	A-114	0.7	0.2
255	2/2/2010	3	WALL SHELF	WOOD	WHITE	D	A-114	< LOD	0.24
256	2/2/2010	1	WALL SHELF	WOOD	VARNISH	B	A-114	< LOD	0.03
257	2/2/2010	1	BASEBOARD	WOOD	WHITE	D	A-114	< LOD	0.43
258	2/2/2010	2	BASEBOARD	WOOD	WHITE	A	A-114	< LOD	0.22
259	2/2/2010	4	BASEBOARD	WOOD	WHITE	A	A-114	< LOD	0.16
260	2/2/2010	4	CBNT FRONT	METAL	WHITE	C	A-114	< LOD	0.03
261	2/2/2010	1	RADIATOR	METAL	WHITE	A	A-114	< LOD	0.26
262	2/2/2010	2	RADIATOR	METAL	WHITE	E	A-114	< LOD	0.38
263	2/2/2010	3	RADIATOR	METAL	WHITE	B	A-114	< LOD	0.43
264	2/2/2010	3	WNDW TRIM	WOOD	WHITE	A	A-114	< LOD	0.54
265	2/2/2010	2	WNDW TRIM	WOOD	WHITE	E	A-114	< LOD	0.46

Table 1 XRF Data									
Sample #	Sample Date	Sample Location <sup>1</sup>	Component	Substrate	Color	Wall	Unit Number	XRF Reading (mg/cm <sup>2</sup> )	XRF Error (mg/cm <sup>2</sup> )
266	2/2/2010	1	WNDW TRIM	WOOD	WHITE	C	A-114	< LOD	0.26
267	2/2/2010	1	DOOR	WOOD	WHITE	A	A-114	< LOD	0.29
268	2/2/2010	1	DR. TRIM	WOOD	WHITE	A	A-114	0.7	0.2
269	2/2/2010	2	DR. TRIM	WOOD	WHITE	B	A-114	< LOD	0.1
270	2/2/2010	2	DOOR	WOOD	WHITE	A	A-114	< LOD	0.33
271	2/2/2010	srm2572	CALIBRATE - FRONT					1.6	0.3
272	2/2/2010	1	WALL/MIDDLE	DRYWALL	WHITE	A	B-206	0.02	0.06
273	2/2/2010	1	WALL/MIDDLE	DRYWALL	WHITE	B	B-206	0.02	0.06
274	2/2/2010	1	WALL/MIDDLE	DRYWALL	WHITE	C	B-206	0.01	0.04
275	2/2/2010	1	WALL/MIDDLE	DRYWALL	WHITE	D	B-206	0.01	0.03
276	2/2/2010	2	WALL/MIDDLE	DRYWALL	WHITE	A	B-206	0.01	0.02
277	2/2/2010	2	WALL/MIDDLE	DRYWALL	WHITE	D	B-206	0	0.02
278	2/2/2010	2	WALL/MIDDLE	DRYWALL	WHITE	D	B-206	0	0.02
279	2/2/2010	2	WALL/MIDDLE	DRYWALL	WHITE	E	B-206	0	0.02
280	2/2/2010	2	WALL/MIDDLE	DRYWALL	WHITE	F	B-206	0.01	0.04
281	2/2/2010	3	WALL/MIDDLE	DRYWALL	WHITE	A	B-206	0.02	0.06

<b>Table 1 XRF Data</b>									
<b>Sample #</b>	<b>Sample Date</b>	<b>Sample Location<sup>1</sup></b>	<b>Component</b>	<b>Substrate</b>	<b>Color</b>	<b>Wall</b>	<b>Unit Number</b>	<b>XRF Reading (mg/cm<sup>2</sup>)</b>	<b>XRF Error (mg/cm<sup>2</sup>)</b>
282	2/2/2010	3	WALL/MIDDLE	DRYWALL	WHITE	B	B-206	0.15	0.27
283	2/2/2010	3	WALL/MIDDLE	DRYWALL	WHITE	C	B-206	0.04	0.07
284	2/2/2010	3	WALL/MIDDLE	DRYWALL	WHITE	D	B-206	0.3	0.58
285	2/2/2010	4	WALL/MIDDLE	DRYWALL	WHITE	A	B-206	0.01	0.06
286	2/2/2010	4	WALL/MIDDLE	DRYWALL	WHITE	B	B-206	0	0.02
287	2/2/2010	4	WALL/MIDDLE	DRYWALL	WHITE	C	B-206	0.02	0.07
288	2/2/2010	4	CEILING	DRYWALL	WHITE		B-206	0.02	0.05
289	2/2/2010	3	CEILING	DRYWALL	WHITE		B-206	0.01	0.03
290	2/2/2010	2	CEILING	DRYWALL	WHITE		B-206	0.02	0.04
291	2/2/2010	1	CEILING	DRYWALL	WHITE		B-206	0	0.02
292	2/2/2010	2	CLST SHELF	WOOD	WHITE	C	B-206	0.07	0.12
293	2/2/2010	2	CLST DOOR	WOOD	WHITE	C	B-206	0.09	0.78
294	2/2/2010	2	CLST DOOR	WOOD	WHITE	D	B-206	0	0.02
295	2/2/2010	3	WALL SHELF	WOOD	WHITE	D	B-206	0.19	0.31
296	2/2/2010	1	WALL SHELF	WOOD	VARNISH	B	B-206	0	0.02
297	2/2/2010	1	BASEBOARD	WOOD	WHITE	B	B-206	0.07	0.12

<b>Table 1 XRF Data</b>									
<b>Sample #</b>	<b>Sample Date</b>	<b>Sample Location<sup>1</sup></b>	<b>Component</b>	<b>Substrate</b>	<b>Color</b>	<b>Wall</b>	<b>Unit Number</b>	<b>XRF Reading (mg/cm<sup>2</sup>)</b>	<b>XRF Error (mg/cm<sup>2</sup>)</b>
298	2/2/2010	SHUTTER CAL						9.44	0
299	2/2/2010	2	BASEBOARD	WOOD	WHITE	A	B-206	< LOD	0.31
300	2/2/2010	4	BASEBOARD	WOOD	WHITE	A	B-206	< LOD	0.03
301	2/2/2010	4	CBNT FRONT	METAL	WHITE	C	B-206	< LOD	0.1
302	2/2/2010	1	RADIATOR	METAL	WHITE	A	B-206	< LOD	0.34
303	2/2/2010	2	RADIATOR	METAL	WHITE	E	B-206	< LOD	0.21
304	2/2/2010	3	RADIATOR	METAL	WHITE	B	B-206	< LOD	0.51
305	2/2/2010	3	WNDW TRIM	WOOD	WHITE	A	B-206	< LOD	0.34
306	2/2/2010	2	WNDW TRIM	WOOD	WHITE	E	B-206	< LOD	0.43
307	2/2/2010	1	WNDW TRIM	WOOD	WHITE	C	B-206	0.4	0.2
308	2/2/2010	1	DOOR	WOOD	WHITE	A	B-206	< LOD	0.04
309	2/2/2010	1	DR. TRIM	WOOD	WHITE	A	B-206	< LOD	0.03
310	2/2/2010	2	DR. TRIM	WOOD	WHITE	A	B-206	< LOD	0.33
311	2/2/2010	2	DOOR	WOOD	WHITE	B	B-206	< LOD	0.27
312	2/2/2010	srm2573	CALIBRATE - FRONT					1.2	0.1
313	2/2/2010	1	WALL/MIDDLE	DRYWALL	WHITE	A	B-209	0.05	0.08

<b>Table 1 XRF Data</b>									
<b>Sample #</b>	<b>Sample Date</b>	<b>Sample Location<sup>1</sup></b>	<b>Component</b>	<b>Substrate</b>	<b>Color</b>	<b>Wall</b>	<b>Unit Number</b>	<b>XRF Reading (mg/cm<sup>2</sup>)</b>	<b>XRF Error (mg/cm<sup>2</sup>)</b>
314	2/2/2010	1	WALL/MIDDLE	DRYWALL	WHITE	B	B-209	0.03	0.09
315	2/2/2010	1	WALL/MIDDLE	DRYWALL	WHITE	C	B-209	0.02	0.06
316	2/2/2010	1	WALL/MIDDLE	DRYWALL	WHITE	D	B-209	0.03	0.07
317	2/2/2010	2	WALL/MIDDLE	DRYWALL	WHITE	A	B-209	0.02	0.06
318	2/2/2010	2	WALL/MIDDLE	DRYWALL	WHITE	B	B-209	0.06	0.14
319	2/2/2010	2	WALL/MIDDLE	DRYWALL	WHITE	C	B-209	0.01	0.02
320	2/2/2010	3	WALL/MIDDLE	DRYWALL	WHITE	A	B-209	0.01	0.02
321	2/2/2010	3	WALL/MIDDLE	DRYWALL	WHITE	B	B-209	0.04	0.04
322	2/2/2010	3	WALL/MIDDLE	DRYWALL	WHITE	C	B-209	0.04	0.08
323	2/2/2010	3	WALL/MIDDLE	DRYWALL	WHITE	D	B-209	0.06	0.07
324	2/2/2010	4	WALL/MIDDLE	DRYWALL	WHITE	D	B-209	0	0.02
325	2/2/2010	4	WALL/MIDDLE	DRYWALL	WHITE	C	B-209	0	0.02
326	2/2/2010	4	WALL/MIDDLE	DRYWALL	WHITE	B	B-209	0.22	0.56
327	2/2/2010	4	WALL/MIDDLE	DRYWALL	WHITE	A	B-209	0.01	0.04
328	2/2/2010	4	CEILING	DRYWALL	WHITE		B-209	0	0.02
329	2/2/2010	3	CEILING	DRYWALL	WHITE		B-209	0.08	0.16

<b>Table 1 XRF Data</b>									
<b>Sample #</b>	<b>Sample Date</b>	<b>Sample Location<sup>1</sup></b>	<b>Component</b>	<b>Substrate</b>	<b>Color</b>	<b>Wall</b>	<b>Unit Number</b>	<b>XRF Reading (mg/cm<sup>2</sup>)</b>	<b>XRF Error (mg/cm<sup>2</sup>)</b>
330	2/2/2010	2	CEILING	DRYWALL	WHITE		B-209	0.01	0.02
331	2/2/2010	1	CEILING	DRYWALL	WHITE		B-209	0.01	0.02
332	2/2/2010	4	CLST SHELF	WOOD	WHITE	E	B-209	0.01	0.03
333	2/2/2010	4	CLST DOOR	WOOD	WHITE	E	B-209	< LOD	0
334	2/2/2010	4	CLST DOOR	WOOD	WHITE	D	B-209	0.02	0.09
335	2/2/2010	3	WALL SHELF	WOOD	WHITE	B	B-209	0.06	0.09
336	2/2/2010	1	WALL SHELF	WOOD	VARNISH	D	B-209	0	0.02
337	2/2/2010	2	CBNT FRONT	METAL	WHITE	B	B-209	0.04	0.14
338	2/2/2010	2	RADIATOR	METAL	WHITE	A	B-209	0.18	0.24
339	2/2/2010	3	RADIATOR	METAL	WHITE	D	B-209	0.04	0.05
340	2/2/2010	4	RADIATOR	METAL	WHITE	C	B-209	0.14	0.17
341	2/2/2010	1	RADIATOR	METAL	WHITE	C	B-209	0.06	0.09
342	2/2/2010	1	WNDW TRIM	WOOD	WHITE	C	B-209	0.24	0.28
343	2/2/2010	3	WNDW TRIM	WOOD	WHITE	A	B-209	0.2	0.29
344	2/2/2010	4	WNDW TRIM	WOOD	WHITE	C	B-209	0.27	0.31
345	2/2/2010	SHUTTER CAL						10.05	0

<b>Table 1 XRF Data</b>									
<b>Sample #</b>	<b>Sample Date</b>	<b>Sample Location<sup>1</sup></b>	<b>Component</b>	<b>Substrate</b>	<b>Color</b>	<b>Wall</b>	<b>Unit Number</b>	<b>XRF Reading (mg/cm<sup>2</sup>)</b>	<b>XRF Error (mg/cm<sup>2</sup>)</b>
346	2/2/2010	4	DOOR	WOOD	WHITE	F	B-209	< LOD	0.41
347	2/2/2010	4	DR. TRIM	WOOD	WHITE	A	B-209	0.16	0.1
348	2/2/2010	1	DR. TRIM	WOOD	WHITE	A	B-209	0.29	0.15
349	2/2/2010	1	DOOR	WOOD	WHITE	A	B-209	< LOD	0.26
350	2/2/2010	sm2574	CALIBRATE - FRONT					0.8	0.1
351	2/2/2010	1	WALL/MIDDLE	DRYWALL	WHITE	A	B-210	0.08	0.15
352	2/2/2010	1	WALL/MIDDLE	DRYWALL	WHITE	B	B-210	0	0.02
353	2/2/2010	1	WALL/MIDDLE	DRYWALL	WHITE	C	B-210	0	0.02
354	2/2/2010	2	WALL/MIDDLE	DRYWALL	WHITE	A	B-210	0	0.02
355	2/2/2010	2	WALL/MIDDLE	DRYWALL	WHITE	B	B-210	0.01	0.02
356	2/2/2010	2	WALL/MIDDLE	DRYWALL	WHITE	C	B-210	0	0.02
357	2/2/2010	2	WALL/MIDDLE	DRYWALL	WHITE	D	B-210	0	0.02
358	2/2/2010	3	WALL/MIDDLE	DRYWALL	WHITE	D	B-210	0.7	0.2
359	2/2/2010	3	WALL/MIDDLE	DRYWALL	WHITE	C	B-210	0.04	0.12
360	2/2/2010	3	WALL/MIDDLE	DRYWALL	WHITE	B	B-210	0.3	0.32
361	2/2/2010	3	WALL/MIDDLE	DRYWALL	WHITE	A	B-210	0	0.02

<b>Table 1 XRF Data</b>									
<b>Sample #</b>	<b>Sample Date</b>	<b>Sample Location<sup>1</sup></b>	<b>Component</b>	<b>Substrate</b>	<b>Color</b>	<b>Wall</b>	<b>Unit Number</b>	<b>XRF Reading (mg/cm<sup>2</sup>)</b>	<b>XRF Error (mg/cm<sup>2</sup>)</b>
362	2/2/2010	4	WALL/MIDDLE	DRYWALL	WHITE	A	B-210	0.12	0.12
363	2/2/2010	4	WALL/MIDDLE	DRYWALL	WHITE	B	B-210	0.07	0.1
364	2/2/2010	4	WALL/MIDDLE	DRYWALL	WHITE	C	B-210	0.08	0.06
365	2/2/2010	4	WALL/MIDDLE	DRYWALL	WHITE	D	B-210	0.06	0.07
366	2/2/2010	5	WALL/MIDDLE	DRYWALL	WHITE	A	B-210	0.03	0.05
367	2/2/2010	5	WALL/MIDDLE	DRYWALL	WHITE	B	B-210	0.04	0.06
368	2/2/2010	5	WALL/MIDDLE	DRYWALL	WHITE	D	B-210	0.09	0.2
369	2/2/2010	5	WALL/MIDDLE	DRYWALL	WHITE	E	B-210	0.08	0.15
370	2/2/2010	5	CEILING	DRYWALL	WHITE		B-210	0.01	0.02
371	2/2/2010	4	CEILING	DRYWALL	WHITE		B-210	0.1	0.13
372	2/2/2010	3	CEILING	DRYWALL	WHITE		B-210	0.04	0.09
373	2/2/2010	2	CEILING	DRYWALL	WHITE		B-210	0	0.02
374	2/2/2010	1	CEILING	DRYWALL	WHITE		B-210	0	0.02
375	2/2/2010	1	CLST SHELF	WOOD	WHITE	C	B-210	0.05	0.07
376	2/2/2010	5	CLST SHELF	WOOD	WHITE	D	B-210	0.05	0.08
377	2/2/2010	5	CLST DOOR	WOOD	WHITE	D	B-210	0.01	0.03

Table 1 XRF Data									
Sample #	Sample Date	Sample Location <sup>1</sup>	Component	Substrate	Color	Wall	Unit Number	XRF Reading (mg/cm <sup>2</sup> )	XRF Error (mg/cm <sup>2</sup> )
378	2/2/2010	1	CLST DOOR	WOOD	WHITE	C	B-210	0.13	0.25
379	2/2/2010	1	BASEBOARD	WOOD	WHITE	B	B-210	0.17	0.19
380	2/2/2010	2	BASEBOARD	WOOD	WHITE	D	B-210	0.01	0.03
381	2/2/2010	3	BASEBOARD	WOOD	WHITE	D	B-210	0.22	0.23
382	2/2/2010	5	BASEBOARD	WOOD	WHITE	A	B-210	0.23	0.18
383	2/2/2010	3	CBNT FRONT	METAL	WHITE	A	B-210	0.01	0.03
384	2/2/2010	3	CBNT FRONT	WOOD	WHITE	A	B-210	0.01	0.02
385	2/2/2010	2	WALL SHELF	WOOD	VARNISH	D	B-210	0	0.02
386	2/2/2010	4	WALL SHELF	WOOD	WHITE	D	B-210	0.08	0.1
387	2/2/2010	4	RADIATOR	METAL	WHITE	A	B-210	0.05	0.07
388	2/2/2010	5	RADIATOR	METAL	WHITE	A	B-210	0.22	0.19
389	2/2/2010	1	RADIATOR	METAL	WHITE	B	B-210	0.2	0.15
390	2/2/2010	2	RADIATOR	METAL	WHITE	C	B-210	0.23	0.19
391	2/2/2010	4	DOOR	METAL	WHITE	B	B-210	< LOD	0
392	2/2/2010	4	DR. TRIM	METAL	WHITE	B	B-210	0.2	0.17
393	2/2/2010	1	DR. TRIM	WOOD	WHITE	A	B-210	0.12	0.14

Table 1 XRF Data									
Sample #	Sample Date	Sample Location <sup>1</sup>	Component	Substrate	Color	Wall	Unit Number	XRF Reading (mg/cm <sup>2</sup> )	XRF Error (mg/cm <sup>2</sup> )
394	2/2/2010	1	DOOR	WOOD	WHITE	A	B-210	0.24	0.18
395	2/2/2010	2	WNDW TRIM	WOOD	WHITE	C	B-210	0.3	0.25
396	2/2/2010	SHUTTER CAL						9.83	0
397	2/2/2010	5	WNDW TRIM	WOOD	WHITE	A	B-210	< LOD	0.45
398	2/2/2010	4	WNDW TRIM	WOOD	WHITE	A	B-210	< LOD	0.24
399	2/2/2010	srm2575	CALIBRATE - FRONT					0.4	0.1
400	2/2/2010	1	WALL/MIDDLE	DRYWALL	WHITE	A	B-212	0.03	0.1
401	2/2/2010	1	WALL/MIDDLE	DRYWALL	WHITE	B	B-212	0.03	0.1
402	2/2/2010	1	WALL/MIDDLE	DRYWALL	WHITE	C	B-212	0.02	0.03
403	2/2/2010	1	WALL/MIDDLE	DRYWALL	WHITE	D	B-212	0.01	0.03
404	2/2/2010	2	WALL/MIDDLE	DRYWALL	WHITE	A	B-212	0.01	0.02
405	2/2/2010	2	WALL/MIDDLE	DRYWALL	WHITE	D	B-212	0.01	0.05
406	2/2/2010	2	WALL/MIDDLE	DRYWALL	WHITE	E	B-212	0.01	0.04
407	2/2/2010	2	WALL/MIDDLE	DRYWALL	WHITE	F	B-212	0.01	0.05
408	2/2/2010	3	WALL/MIDDLE	DRYWALL	WHITE	A	B-212	0.21	0.33
409	2/2/2010	3	WALL/MIDDLE	DRYWALL	WHITE	B	B-212	0.28	0.31

<b>Table 1 XRF Data</b>									
<b>Sample #</b>	<b>Sample Date</b>	<b>Sample Location<sup>1</sup></b>	<b>Component</b>	<b>Substrate</b>	<b>Color</b>	<b>Wall</b>	<b>Unit Number</b>	<b>XRF Reading (mg/cm<sup>2</sup>)</b>	<b>XRF Error (mg/cm<sup>2</sup>)</b>
410	2/2/2010	3	WALL/MIDDLE	DRYWALL	WHITE	C	B-212	0.3	0.34
411	2/2/2010	3	WALL/MIDDLE	DRYWALL	WHITE	D	B-212	0	0.02
412	2/2/2010	4	WALL/MIDDLE	DRYWALL	WHITE	A	B-212	0.03	0.09
413	2/2/2010	4	WALL/MIDDLE	DRYWALL	WHITE	B	B-212	0.01	0.04
414	2/2/2010	4	WALL/MIDDLE	DRYWALL	WHITE	C	B-212	0.02	0.09
415	2/2/2010	4	CEILING	DRYWALL	WHITE		B-212	0.06	0.1
416	2/2/2010	3	CEILING	DRYWALL	WHITE		B-212	0.11	0.13
417	2/2/2010	2	CEILING	DRYWALL	WHITE		B-212	0	0.02
418	2/2/2010	1	CEILING	DRYWALL	WHITE		B-212	0.01	0.04
419	2/2/2010	2	CLST SHELF	WOOD	WHITE	D	B-212	< LOD	0
420	2/2/2010	2	CLST DOOR	WOOD	WHITE	D	B-212	< LOD	0
421	2/2/2010	2	CLST DOOR	WOOD	WHITE	C	B-212	< LOD	0
422	2/2/2010	2	CLST DR TRIM	WOOD	WHITE	C	B-212	0.24	0.24
423	2/2/2010	3	WALL SHELF	WOOD	WHITE	D	B-212	0.19	0.21
424	2/2/2010	1	WALL SHELF	WOOD	VARNISH	B	B-212	0	0.02
425	2/2/2010	4	CBNT FRONT	METAL	WHITE	C	B-212	0.01	0.03

<b>Table 1 XRF Data</b>									
<b>Sample #</b>	<b>Sample Date</b>	<b>Sample Location<sup>1</sup></b>	<b>Component</b>	<b>Substrate</b>	<b>Color</b>	<b>Wall</b>	<b>Unit Number</b>	<b>XRF Reading (mg/cm<sup>2</sup>)</b>	<b>XRF Error (mg/cm<sup>2</sup>)</b>
426	2/2/2010	1	RADIATOR	METAL	WHITE	A	B-212	0.19	0.17
427	2/2/2010	3	RADIATOR	METAL	WHITE	C	B-212	0.24	0.33
428	2/2/2010	3	RADIATOR	METAL	WHITE	B	B-212	0.4	0.4
429	2/2/2010	3	WNDW TRIM	WOOD	WHITE	A	B-212	0.22	0.25
430	2/2/2010	2	WNDW TRIM	WOOD	WHITE	E	B-212	0.4	0.4
431	2/2/2010	1	WNDW TRIM	WOOD	WHITE	A	B-212	0.28	0.24
432	2/2/2010	1	DOOR	WOOD	WHITE	A	B-212	0.21	0.26
433	2/2/2010	1	DR. TRIM	WOOD	WHITE	A	B-212	0.3	0.36
434	2/2/2010	2	DR. TRIM	WOOD	WHITE	B	B-212	0.25	0.25
435	2/2/2010	2	DOOR	WOOD	WHITE	A	B-212	< LOD	0
436	2/2/2010	sm2571	CALIBRATE - FRONT					3.9	0.4
437	2/2/2010	1	WALL/MIDDLE	DRYWALL	WHITE	A	B-213	0.01	0.03
438	2/2/2010	1	WALL/MIDDLE	DRYWALL	WHITE	B	B-213	0.01	0.03
439	2/2/2010	1	WALL/MIDDLE	DRYWALL	WHITE	C	B-213	0.01	0.03
440	2/2/2010	1	WALL/MIDDLE	DRYWALL	WHITE	D	B-213	0.02	0.03
441	2/2/2010	2	WALL/MIDDLE	DRYWALL	WHITE	A	B-213	0.01	0.05

<b>Table 1 XRF Data</b>									
<b>Sample #</b>	<b>Sample Date</b>	<b>Sample Location<sup>1</sup></b>	<b>Component</b>	<b>Substrate</b>	<b>Color</b>	<b>Wall</b>	<b>Unit Number</b>	<b>XRF Reading (mg/cm<sup>2</sup>)</b>	<b>XRF Error (mg/cm<sup>2</sup>)</b>
442	2/2/2010	2	WALL/MIDDLE	DRYWALL	WHITE	B	B-213	0.01	0.04
443	2/2/2010	2	WALL/MIDDLE	DRYWALL	WHITE	C	B-213	0.05	0.16
444	2/2/2010	SHUTTER CAL						10.05	0
445	2/2/2010	3	WALL/MIDDLE	DRYWALL	WHITE	A	B-213	< LOD	0.03
446	2/2/2010	3	WALL/MIDDLE	DRYWALL	WHITE	B	B-213	< LOD	0.03
447	2/2/2010	3	WALL/MIDDLE	DRYWALL	WHITE	C	B-213	< LOD	0.03
448	2/2/2010	3	WALL/MIDDLE	DRYWALL	WHITE	D	B-213	< LOD	0.07
449	2/2/2010	4	WALL/MIDDLE	DRYWALL	WHITE	D	B-213	< LOD	0.03
450	2/2/2010	4	WALL/MIDDLE	DRYWALL	WHITE	C	B-213	< LOD	0.03
451	2/2/2010	4	WALL/MIDDLE	DRYWALL	WHITE	B	B-213	< LOD	0.07
452	2/2/2010	4	WALL/MIDDLE	DRYWALL	WHITE	A	B-213	< LOD	0.03
453	2/2/2010	4	CEILING	DRYWALL	WHITE		B-213	< LOD	0.29
454	2/2/2010	3	CEILING	DRYWALL	WHITE		B-213	< LOD	0.04
455	2/2/2010	2	CEILING	DRYWALL	WHITE		B-213	< LOD	0.11
456	2/2/2010	1	CEILING	DRYWALL	WHITE		B-213	< LOD	0.03
457	2/2/2010	4	CLST SHELF	WOOD	WHITE	D	B-213	< LOD	0.07

<b>Table 1 XRF Data</b>									
<b>Sample #</b>	<b>Sample Date</b>	<b>Sample Location<sup>1</sup></b>	<b>Component</b>	<b>Substrate</b>	<b>Color</b>	<b>Wall</b>	<b>Unit Number</b>	<b>XRF Reading (mg/cm<sup>2</sup>)</b>	<b>XRF Error (mg/cm<sup>2</sup>)</b>
458	2/2/2010	4	CLST SHELF	WOOD	WHITE	D	B-213	< LOD	0.06
459	2/2/2010	4	CLST DOOR	WOOD	WHITE	D	B-213	< LOD	0.03
460	2/2/2010	4	CLST DOOR	WOOD	WHITE	E	B-213	< LOD	0.39
461	2/2/2010	3	WALL SHELF	WOOD	WHITE	B	B-213	< LOD	0.04
462	2/2/2010	1	WALL SHELF	WOOD	VARNISH	D	B-213	< LOD	0.03
463	2/2/2010	2	CBNT FRONT	WOOD	WHITE	B	B-213	< LOD	0.03
464	2/2/2010	2	RADIATOR	METAL	WHITE	A	B-213	< LOD	0.42
465	2/2/2010	1	RADIATOR	METAL	WHITE	C	B-213	< LOD	0.26
466	2/2/2010	3	RADIATOR	METAL	WHITE	D	B-213	< LOD	0.24
467	2/2/2010	4	RADIATOR	METAL	WHITE	C	B-213	< LOD	0.22
468	2/2/2010	4	WNDW TRIM	WOOD	WHITE	C	B-213	< LOD	0.13
469	2/2/2010	3	WNDW TRIM	WOOD	WHITE	A	B-213	< LOD	0.16
470	2/2/2010	1	WNDW TRIM	WOOD	WHITE	C	B-213	< LOD	0.44
471	2/2/2010	1	DR. TRIM	WOOD	WHITE	A	B-213	< LOD	0.18
472	2/2/2010	1	DOOR	WOOD	WHITE	A	B-213	< LOD	0.25
473	2/2/2010	4	DOOR	WOOD	WHITE	F	B-213	< LOD	1.29

Table 1 XRF Data									
Sample #	Sample Date	Sample Location <sup>1</sup>	Component	Substrate	Color	Wall	Unit Number	XRF Reading (mg/cm <sup>2</sup> )	XRF Error (mg/cm <sup>2</sup> )
2917	4/26/2010	4	DOOR	WOOD	WHITE	F	B-213	0.08	0.04
474	2/2/2010	4	DR. TRIM	WOOD	WHITE	A	B-213	< LOD	0.19
475	2/2/2010	srm2572	CALIBRATE - FRONT					1.6	0.3
476	2/3/2010	SHUTTER CAL						9.67	0
477	2/3/2010	srm2571	CALIBRATE - FRONT					3.8	0.3
478	2/3/2010	1	WALL/MIDDLE	DRYWALL	WHITE	A	C-306	< LOD	0.08
479	2/3/2010	1	WALL/MIDDLE	DRYWALL	WHITE	B	C-306	< LOD	0.12
480	2/3/2010	1	WALL/MIDDLE	DRYWALL	WHITE	C	C-306	< LOD	0.12
481	2/3/2010	1	WALL/MIDDLE	DRYWALL	WHITE	D	C-306	< LOD	0.09
482	2/3/2010	2	WALL/MIDDLE	DRYWALL	WHITE	A	C-306	< LOD	0.03
483	2/3/2010	2	WALL/MIDDLE	DRYWALL	WHITE	D	C-306	< LOD	0.03
484	2/3/2010	2	WALL/MIDDLE	DRYWALL	WHITE	E	C-306	< LOD	0.03
485	2/3/2010	2	WALL/MIDDLE	DRYWALL	WHITE	F	C-306	< LOD	0.03
486	2/3/2010	3	WALL/MIDDLE	DRYWALL	WHITE	A	C-306	< LOD	0.32
487	2/3/2010	3	WALL/MIDDLE	DRYWALL	WHITE	B	C-306	< LOD	0.22
488	2/3/2010	3	WALL/MIDDLE	DRYWALL	WHITE	C	C-306	< LOD	0.2

<b>Table 1 XRF Data</b>									
<b>Sample #</b>	<b>Sample Date</b>	<b>Sample Location<sup>1</sup></b>	<b>Component</b>	<b>Substrate</b>	<b>Color</b>	<b>Wall</b>	<b>Unit Number</b>	<b>XRF Reading (mg/cm<sup>2</sup>)</b>	<b>XRF Error (mg/cm<sup>2</sup>)</b>
489	2/3/2010	3	WALL/MIDDLE	DRYWALL	WHITE	D	C-306	< LOD	0.2
490	2/3/2010	4	WALL/MIDDLE	DRYWALL	WHITE	A	C-306	< LOD	0.25
491	2/3/2010	4	WALL/MIDDLE	DRYWALL	WHITE	B	C-306	< LOD	0.04
492	2/3/2010	4	WALL/MIDDLE	DRYWALL	WHITE	C	C-306	< LOD	0.21
493	2/3/2010	4	CEILING	DRYWALL	WHITE		C-306	< LOD	0.3
494	2/3/2010	3	CEILING	DRYWALL	WHITE		C-306	< LOD	0.21
495	2/3/2010	2	CEILING	DRYWALL	WHITE		C-306	< LOD	0.03
496	2/3/2010	1	CEILING	DRYWALL	WHITE		C-306	< LOD	0.04
497	2/3/2010	2	CLST SHELF	WOOD	WHITE	D	C-306	< LOD	0.24
498	2/3/2010	2	CLST DOOR	WOOD	WHITE	D	C-306	< LOD	0.28
499	2/3/2010	2	CLST DOOR	WOOD	WHITE	C	C-306	< LOD	0.94
500	2/3/2010	2	CLST DOOR	WOOD	WHITE	C	C-306	< LOD	0.11
501	2/3/2010	2	CLST DR TRIM	WOOD	WHITE	C	C-306	< LOD	0.11
502	2/3/2010	3	WALL SHELF	WOOD	WHITE	D	C-306	0.06	0.04
503	2/3/2010	1	WALL SHELF	WOOD	VARNISH	B	C-306	< LOD	0.03
504	2/3/2010	1	BASEBOARD	WOOD	WHITE	B	C-306	< LOD	0.2

Table 1 XRF Data									
Sample #	Sample Date	Sample Location <sup>1</sup>	Component	Substrate	Color	Wall	Unit Number	XRF Reading (mg/cm <sup>2</sup> )	XRF Error (mg/cm <sup>2</sup> )
505	2/3/2010	2	BASEBOARD	WOOD	WHITE	A	C-306	< LOD	0.43
506	2/3/2010	4	BASEBOARD	WOOD	WHITE	A	C-306	< LOD	0.28
507	2/3/2010	4	CBNT FRONT	METAL	WHITE	C	C-306	< LOD	0.4
508	2/3/2010	4	RADIATOR	METAL	WHITE	A	C-306	< LOD	0.28
509	2/3/2010	3	RADIATOR	METAL	WHITE	B	C-306	< LOD	0.1
510	2/3/2010	2	RADIATOR	METAL	WHITE	E	C-306	< LOD	0.17
511	2/3/2010	1	RADIATOR	METAL	WHITE	C	C-306	< LOD	0.24
512	2/3/2010	1	WNDW TRIM	WOOD	WHITE	C	C-306	< LOD	0.23
513	2/3/2010	2	WNDW TRIM	WOOD	WHITE	E	C-306	< LOD	0.17
514	2/3/2010	3	WNDW TRIM	WOOD	WHITE	A	C-306	< LOD	0.42
515	2/3/2010	2	DR. TRIM	WOOD	WHITE	A	C-306	< LOD	0.2
516	2/3/2010	2	DOOR	WOOD	WHITE	B	C-306	< LOD	0.18
517	2/3/2010	1	DOOR	WOOD	WHITE	A	C-306	< LOD	0.32
518	2/3/2010	1	DR. TRIM	WOOD	WHITE	A	C-306	< LOD	0.46
519	2/3/2010	srm2572	CALIBRATE - FRONT					1.7	0.3
520	2/3/2010	1	WALL/MIDDLE	DRYWALL	WHITE	A	B-214	0.02	0.05

Table 1 XRF Data									
Sample #	Sample Date	Sample Location <sup>1</sup>	Component	Substrate	Color	Wall	Unit Number	XRF Reading (mg/cm <sup>2</sup> )	XRF Error (mg/cm <sup>2</sup> )
521	2/3/2010	1	WALL/MIDDLE	DRYWALL	WHITE	B	B-214	0.01	0.02
522	2/3/2010	1	WALL/MIDDLE	DRYWALL	WHITE	C	B-214	0	0.02
523	2/3/2010	1	WALL/MIDDLE	DRYWALL	WHITE	D	B-214	0	0.02
524	2/3/2010	SHUTTER CAL						9.17	0
525	2/3/2010	2	WALL/MIDDLE	DRYWALL	WHITE	A	B-214	< LOD	0.03
526	2/3/2010	2	WALL/MIDDLE	DRYWALL	WHITE	D	B-214	< LOD	0.03
527	2/3/2010	2	WALL/MIDDLE	DRYWALL	WHITE	E	B-214	< LOD	0.03
528	2/3/2010	2	WALL/MIDDLE	DRYWALL	WHITE	F	B-214	< LOD	0.03
529	2/3/2010	3	WALL/MIDDLE	DRYWALL	WHITE	A	B-214	< LOD	0.07
530	2/3/2010	3	WALL/MIDDLE	DRYWALL	WHITE	B	B-214	< LOD	0.08
531	2/3/2010	3	WALL/MIDDLE	DRYWALL	WHITE	C	B-214	< LOD	0.1
532	2/3/2010	3	WALL/MIDDLE	DRYWALL	WHITE	D	B-214	< LOD	0.03
533	2/3/2010	4	WALL/MIDDLE	DRYWALL	WHITE	A	B-214	< LOD	0.03
534	2/3/2010	4	WALL/MIDDLE	DRYWALL	WHITE	B	B-214	< LOD	0.03
535	2/3/2010	4	WALL/MIDDLE	DRYWALL	WHITE	C	B-214	< LOD	0.12
536	2/3/2010	4	CEILING	DRYWALL	WHITE		B-214	< LOD	0.09

<b>Table 1 XRF Data</b>									
<b>Sample #</b>	<b>Sample Date</b>	<b>Sample Location<sup>1</sup></b>	<b>Component</b>	<b>Substrate</b>	<b>Color</b>	<b>Wall</b>	<b>Unit Number</b>	<b>XRF Reading (mg/cm<sup>2</sup>)</b>	<b>XRF Error (mg/cm<sup>2</sup>)</b>
537	2/3/2010	3	CEILING	DRYWALL	WHITE		B-214	< LOD	0.14
538	2/3/2010	2	CEILING	DRYWALL	WHITE		B-214	< LOD	0.03
539	2/3/2010	1	CEILING	DRYWALL	WHITE		B-214	< LOD	0.12
540	2/3/2010	2	CLST SHELF	WOOD	WHITE	D	B-214	< LOD	0.13
541	2/3/2010	2	CLST DOOR	WOOD	WHITE	D	B-214	< LOD	0.03
542	2/3/2010	2	CLST DOOR	WOOD	WHITE	C	B-214	< LOD	0.97
543	2/3/2010	2	CLST DR TRIM	WOOD	WHITE	C	B-214	< LOD	0.25
544	2/3/2010	3	WALL SHELF	WOOD	WHITE	D	B-214	< LOD	0.13
545	2/3/2010	1	WALL SHELF	WOOD	VARNISH	B	B-214	< LOD	0.03
546	2/3/2010	4	CBNT FRONT	METAL	WHITE	C	B-214	< LOD	0.03
547	2/3/2010	1	RADIATOR	METAL	WHITE	A	B-214	< LOD	0.15
548	2/3/2010	2	RADIATOR	METAL	WHITE	D	B-214	< LOD	0.05
549	2/3/2010	3	RADIATOR	METAL	WHITE	B	B-214	< LOD	0.12
550	2/3/2010	3	WNDW TRIM	WOOD	WHITE	A	B-214	< LOD	0.18
551	2/3/2010	2	WNDW TRIM	WOOD	WHITE	D	B-214	< LOD	0.25
552	2/3/2010	2	WNDW TRIM	WOOD	WHITE	E	B-214	< LOD	0.24

<b>Table 1 XRF Data</b>									
<b>Sample #</b>	<b>Sample Date</b>	<b>Sample Location<sup>1</sup></b>	<b>Component</b>	<b>Substrate</b>	<b>Color</b>	<b>Wall</b>	<b>Unit Number</b>	<b>XRF Reading (mg/cm<sup>2</sup>)</b>	<b>XRF Error (mg/cm<sup>2</sup>)</b>
553	2/3/2010	1	WNDW TRIM	WOOD	WHITE	C	B-214	< LOD	0.34
554	2/3/2010	1	DOOR	WOOD	WHITE	A	B-214	< LOD	0.17
555	2/3/2010	1	DR. TRIM	WOOD	WHITE	A	B-214	< LOD	0.17
556	2/3/2010	2	DR. TRIM	WOOD	WHITE	A	B-214	< LOD	0.34
557	2/3/2010	2	DOOR	WOOD	WHITE	B	B-214	< LOD	0.12
558	2/3/2010	srm2573	CALIBRATE - FRONT					1.1	0.1
559	2/3/2010	1	WALL/MIDDLE	DRYWALL	WHITE	A	B-216	0.15	0.16
560	2/3/2010	1	WALL/MIDDLE	DRYWALL	WHITE	B	B-216	0.11	0.11
561	2/3/2010	1	WALL/MIDDLE	DRYWALL	WHITE	C	B-216	0.07	0.07
562	2/3/2010	2	WALL/MIDDLE	DRYWALL	WHITE	A	B-216	0.23	0.11
563	2/3/2010	2	WALL/MIDDLE	DRYWALL	WHITE	B	B-216	0.09	0.09
564	2/3/2010	2	WALL/MIDDLE	DRYWALL	WHITE	C	B-216	0.08	0.09
565	2/3/2010	2	WALL/MIDDLE	DRYWALL	WHITE	D	B-216	0.07	0.06
566	2/3/2010	3	WALL/MIDDLE	DRYWALL	WHITE	D	B-216	0.15	0.17
567	2/3/2010	3	WALL/MIDDLE	DRYWALL	WHITE	C	B-216	0.08	0.1
568	2/3/2010	3	WALL/MIDDLE	DRYWALL	WHITE	B	B-216	0.24	0.13

Table 1 XRF Data									
Sample #	Sample Date	Sample Location <sup>1</sup>	Component	Substrate	Color	Wall	Unit Number	XRF Reading (mg/cm <sup>2</sup> )	XRF Error (mg/cm <sup>2</sup> )
569	2/3/2010	3	WALL/MIDDLE	DRYWALL	WHITE	A	B-216	0	0.02
570	2/3/2010	4	WALL/MIDDLE	DRYWALL	WHITE	A	B-216	0.28	0.27
571	2/3/2010	4	WALL/MIDDLE	DRYWALL	WHITE	B	B-216	0.14	0.14
572	2/3/2010	4	WALL/MIDDLE	DRYWALL	WHITE	C	B-216	0.17	0.23
573	2/3/2010	4	WALL/MIDDLE	DRYWALL	WHITE	D	B-216	0.25	0.26
574	2/3/2010	SHUTTER CAL						10.04	0
575	2/3/2010	5	WALL/MIDDLE	DRYWALL	WHITE	A	B-216	< LOD	0.22
576	2/3/2010	5	WALL/MIDDLE	DRYWALL	WHITE	B	B-216	< LOD	0.05
577	2/3/2010	5	WALL/MIDDLE	DRYWALL	WHITE	D	B-216	< LOD	0.14
578	2/3/2010	5	WALL/MIDDLE	DRYWALL	WHITE	E	B-216	< LOD	0.3
579	2/3/2010	5	CEILING	DRYWALL	WHITE		B-216	< LOD	0.13
580	2/3/2010	4	CEILING	DRYWALL	WHITE		B-216	< LOD	0.23
581	2/3/2010	3	CEILING	DRYWALL	WHITE		B-216	< LOD	0.16
582	2/3/2010	2	CEILING	DRYWALL	WHITE		B-216	< LOD	0.15
583	2/3/2010	1	CEILING	DRYWALL	WHITE		B-216	< LOD	0.06
584	2/3/2010	1	CLST SHELF	WOOD	WHITE	C	B-216	< LOD	0.28

<b>Table 1 XRF Data</b>									
<b>Sample #</b>	<b>Sample Date</b>	<b>Sample Location<sup>1</sup></b>	<b>Component</b>	<b>Substrate</b>	<b>Color</b>	<b>Wall</b>	<b>Unit Number</b>	<b>XRF Reading (mg/cm<sup>2</sup>)</b>	<b>XRF Error (mg/cm<sup>2</sup>)</b>
585	2/3/2010	5	CLST SHELF	WOOD	WHITE	D	B-216	< LOD	0.31
586	2/3/2010	5	CLST DOOR	WOOD	WHITE	D	B-216	< LOD	0.21
587	2/3/2010	1	CLST DOOR	WOOD	WHITE	C	B-216	< LOD	0.18
588	2/3/2010	2	WALL SHELF	WOOD	VARNISH	D	B-216	< LOD	0.03
589	2/3/2010	4	WALL SHELF	WOOD	WHITE	D	B-216	< LOD	0.3
590	2/3/2010	1	BASEBOARD	WOOD	WHITE	B	B-216	< LOD	0.6
591	2/3/2010	2	BASEBOARD	WOOD	WHITE	D	B-216	< LOD	0.38
592	2/3/2010	3	BASEBOARD	WOOD	WHITE	B	B-216	< LOD	0.35
593	2/3/2010	5	BASEBOARD	WOOD	WHITE	E	B-216	< LOD	0.6
594	2/3/2010	3	CBNT FRONT	METAL	WHITE	A	B-216	< LOD	0.03
595	2/3/2010	3	CBNT FRONT	WOOD	WHITE	A	B-216	< LOD	0.03
596	2/3/2010	2	RADIATOR	METAL	WHITE	C	B-216	0.3	0.12
597	2/3/2010	1	RADIATOR	METAL	WHITE	B	B-216	< LOD	0.37
598	2/3/2010	5	RADIATOR	METAL	WHITE	A	B-216	0.5	0.3
599	2/3/2010	4	RADIATOR	METAL	WHITE	A	B-216	< LOD	0.38
600	2/3/2010	4	WNDW TRIM	WOOD	WHITE	A	B-216	< LOD	0.55

<b>Table 1 XRF Data</b>									
<b>Sample #</b>	<b>Sample Date</b>	<b>Sample Location<sup>1</sup></b>	<b>Component</b>	<b>Substrate</b>	<b>Color</b>	<b>Wall</b>	<b>Unit Number</b>	<b>XRF Reading (mg/cm<sup>2</sup>)</b>	<b>XRF Error (mg/cm<sup>2</sup>)</b>
601	2/3/2010	5	WNDW TRIM	WOOD	WHITE	A	B-216	< LOD	0.37
602	2/3/2010	2	WNDW TRIM	WOOD	WHITE	C	B-216	0.4	0.2
603	2/3/2010	5	DOOR	WOOD	WHITE	E	B-216	< LOD	1.26
2918	4/26/2010	5	DOOR	WOOD	WHITE	E	B-216	0.25	0.08
604	2/3/2010	5	DR. TRIM	WOOD	WHITE	E	B-216	0.26	0.13
605	2/3/2010	1	DR. TRIM	WOOD	WHITE	A	B-216	< LOD	0.6
606	2/3/2010	1	DOOR	WOOD	WHITE	A	B-216	< LOD	0.24
607	2/3/2010	sm2574	CALIBRATE - FRONT					0.7	0.2
608	2/3/2010	1	WALL/MIDDLE	DRYWALL	WHITE	A	C-302	0.05	0.07
609	2/3/2010	1	WALL/MIDDLE	DRYWALL	WHITE	B	C-302	0.01	0.04
610	2/3/2010	1	WALL/MIDDLE	DRYWALL	WHITE	C	C-302	0.03	0.08
611	2/3/2010	1	WALL/MIDDLE	DRYWALL	WHITE	D	C-302	0.03	0.07
612	2/3/2010	2	WALL/MIDDLE	DRYWALL	WHITE	A	C-302	0.08	0.2
613	2/3/2010	2	WALL/MIDDLE	DRYWALL	WHITE	D	C-302	0.03	0.05
614	2/3/2010	2	WALL/MIDDLE	DRYWALL	WHITE	E	C-302	0.08	0.11
615	2/3/2010	2	WALL/MIDDLE	DRYWALL	WHITE	F	C-302	0	0.02

<b>Table 1 XRF Data</b>									
<b>Sample #</b>	<b>Sample Date</b>	<b>Sample Location<sup>1</sup></b>	<b>Component</b>	<b>Substrate</b>	<b>Color</b>	<b>Wall</b>	<b>Unit Number</b>	<b>XRF Reading (mg/cm<sup>2</sup>)</b>	<b>XRF Error (mg/cm<sup>2</sup>)</b>
616	2/3/2010	3	WALL/MIDDLE	DRYWALL	WHITE	A	C-302	0.3	0.18
617	2/3/2010	3	WALL/MIDDLE	DRYWALL	WHITE	B	C-302	0.24	0.13
618	2/3/2010	3	WALL/MIDDLE	DRYWALL	WHITE	C	C-302	0.5	0.4
619	2/3/2010	3	WALL/MIDDLE	DRYWALL	WHITE	D	C-302	0.4	0.2
620	2/3/2010	4	WALL/MIDDLE	DRYWALL	WHITE	A	C-302	0.16	0.2
621	2/3/2010	4	WALL/MIDDLE	DRYWALL	WHITE	B	C-302	0.09	0.15
622	2/3/2010	4	WALL/MIDDLE	DRYWALL	WHITE	C	C-302	0.02	0.04
623	2/3/2010	SHUTTER CAL						9.02	0
624	2/3/2010	4	CEILING	DRYWALL	WHITE		C-302	< LOD	0.05
625	2/3/2010	3	CEILING	DRYWALL	WHITE		C-302	< LOD	0.81
626	2/3/2010	2	CEILING	DRYWALL	WHITE		C-302	< LOD	0.13
627	2/3/2010	1	CEILING	DRYWALL	WHITE		C-302	< LOD	0.11
628	2/3/2010	2	CLST SHELF	WOOD	WHITE	C	C-302	< LOD	0.29
629	2/3/2010	2	CLST DOOR	WOOD	WHITE	C	C-302	< LOD	1.33
2919	4/26/2010	2	CLST DOOR	WOOD	WHITE	C	C-302	0.16	0.08
630	2/3/2010	2	CLST DR TRIM	WOOD	WHITE	C	C-302	< LOD	0.17

<b>Table 1 XRF Data</b>									
<b>Sample #</b>	<b>Sample Date</b>	<b>Sample Location<sup>1</sup></b>	<b>Component</b>	<b>Substrate</b>	<b>Color</b>	<b>Wall</b>	<b>Unit Number</b>	<b>XRF Reading (mg/cm<sup>2</sup>)</b>	<b>XRF Error (mg/cm<sup>2</sup>)</b>
631	2/3/2010	2	CLST DOOR	WOOD	WHITE	D	C-302	< LOD	0.28
632	2/3/2010	3	WALL SHELF	WOOD	WHITE	D	C-302	< LOD	0.27
633	2/3/2010	1	WALL SHELF	WOOD	VARNISH	A	C-302	< LOD	0.03
634	2/3/2010	1	BASEBOARD	WOOD	WHITE	B	C-302	< LOD	0.27
635	2/3/2010	2	BASEBOARD	WOOD	WHITE	A	C-302	< LOD	0.35
636	2/3/2010	4	CBNT FRONT	METAL	WHITE	C	C-302	< LOD	0.03
637	2/3/2010	1	RADIATOR	METAL	WHITE	A	C-302	< LOD	0.36
638	2/3/2010	2	RADIATOR	METAL	WHITE	E	C-302	< LOD	0.22
639	2/3/2010	3	RADIATOR	METAL	WHITE	B	C-302	< LOD	0.26
640	2/3/2010	3	WNDW TRIM	WOOD	WHITE	A	C-302	< LOD	0.4
641	2/3/2010	2	WNDW TRIM	WOOD	WHITE	E	C-302	< LOD	0.43
642	2/3/2010	1	WNDW TRIM	WOOD	WHITE	C	C-302	< LOD	0.18
643	2/3/2010	1	DOOR	WOOD	WHITE	C	C-302	< LOD	0.49
644	2/3/2010	1	DR. TRIM	WOOD	WHITE	C	C-302	< LOD	0.29
645	2/3/2010	2	DR. TRIM	WOOD	WHITE	A	C-302	0.5	0.2
646	2/3/2010	2	DOOR	WOOD	WHITE	B	C-302	< LOD	1.14

<b>Table 1 XRF Data</b>									
<b>Sample #</b>	<b>Sample Date</b>	<b>Sample Location<sup>1</sup></b>	<b>Component</b>	<b>Substrate</b>	<b>Color</b>	<b>Wall</b>	<b>Unit Number</b>	<b>XRF Reading (mg/cm<sup>2</sup>)</b>	<b>XRF Error (mg/cm<sup>2</sup>)</b>
2920	4/26/2010	2	DOOR	WOOD	WHITE	B	C-302	0.14	0.06
647	2/3/2010	srm2575	CALIBRATE - FRONT					0.3	0.11
648	2/3/2010	1	WALL/MIDDLE	DRYWALL	WHITE	A	C-304	0.18	0.19
649	2/3/2010	1	WALL/MIDDLE	DRYWALL	WHITE	B	C-304	0.06	0.05
650	2/3/2010	1	WALL/MIDDLE	DRYWALL	WHITE	C	C-304	0.04	0.06
651	2/3/2010	1	WALL/MIDDLE	DRYWALL	WHITE	D	C-304	0.05	0.09
652	2/3/2010	2	WALL/MIDDLE	DRYWALL	WHITE	A	C-304	0.02	0.06
653	2/3/2010	2	WALL/MIDDLE	DRYWALL	WHITE	D	C-304	0.01	0.03
654	2/3/2010	2	WALL/MIDDLE	DRYWALL	WHITE	E	C-304	0.01	0.04
655	2/3/2010	2	WALL/MIDDLE	DRYWALL	WHITE	F	C-304	0.16	0.57
656	2/3/2010	3	WALL/MIDDLE	DRYWALL	WHITE	A	C-304	0.09	0.11
657	2/3/2010	3	WALL/MIDDLE	DRYWALL	WHITE	B	C-304	0.15	0.24
658	2/3/2010	3	WALL/MIDDLE	DRYWALL	WHITE	C	C-304	0.12	0.17
659	2/3/2010	3	WALL/MIDDLE	DRYWALL	WHITE	D	C-304	0.15	0.23
660	2/3/2010	4	WALL/MIDDLE	DRYWALL	WHITE	A	C-304	0.16	0.08
661	2/3/2010	4	WALL/MIDDLE	DRYWALL	WHITE	B	C-304	0.08	0.12

<b>Table 1 XRF Data</b>									
<b>Sample #</b>	<b>Sample Date</b>	<b>Sample Location<sup>1</sup></b>	<b>Component</b>	<b>Substrate</b>	<b>Color</b>	<b>Wall</b>	<b>Unit Number</b>	<b>XRF Reading (mg/cm<sup>2</sup>)</b>	<b>XRF Error (mg/cm<sup>2</sup>)</b>
662	2/3/2010	4	WALL/MIDDLE	DRYWALL	WHITE	C	C-304	0.12	0.19
663	2/3/2010	4	CEILING	DRYWALL	WHITE		C-304	0.03	0.04
664	2/3/2010	3	CEILING	DRYWALL	WHITE		C-304	0.08	0.12
665	2/3/2010	2	CEILING	DRYWALL	WHITE		C-304	0.02	0.06
666	2/3/2010	1	CEILING	DRYWALL	WHITE		C-304	0.03	0.04
667	2/3/2010	2	CLST SHELF	WOOD	WHITE	D	C-304	0.04	0.11
668	2/3/2010	2	CLST DOOR	WOOD	WHITE	D	C-304	0.03	0.07
669	2/3/2010	2	CLST DOOR	WOOD	WHITE	C	C-304	0.24	0.25
670	2/3/2010	2	CLST DR TRIM	WOOD	WHITE	C	C-304	0.19	0.21
671	2/3/2010	3	WALL SHELF	WOOD	WHITE	D	C-304	0.13	0.22
672	2/3/2010	1	WALL SHELF	WOOD	VARNISH	A	C-304	0	0.02
673	2/3/2010	1	BASEBOARD	WOOD	WHITE	D	C-304	0.2	0.23
674	2/3/2010	SHUTTER CAL						10.07	0
675	2/3/2010	2	BASEBOARD	WOOD	WHITE	A	C-304	< LOD	0.18
676	2/3/2010	4	BASEBOARD	WOOD	WHITE	A	C-304	< LOD	0.32
677	2/3/2010	4	CBNT FRONT	METAL	WHITE	C	C-304	< LOD	0.04

<b>Table 1 XRF Data</b>									
<b>Sample #</b>	<b>Sample Date</b>	<b>Sample Location<sup>1</sup></b>	<b>Component</b>	<b>Substrate</b>	<b>Color</b>	<b>Wall</b>	<b>Unit Number</b>	<b>XRF Reading (mg/cm<sup>2</sup>)</b>	<b>XRF Error (mg/cm<sup>2</sup>)</b>
678	2/3/2010	1	RADIATOR	METAL	WHITE	A	C-304	< LOD	0.29
679	2/3/2010	2	RADIATOR	METAL	WHITE	E	C-304	< LOD	0.28
680	2/3/2010	3	RADIATOR	METAL	WHITE	B	C-304	< LOD	0.14
681	2/3/2010	3	WNDW TRIM	WOOD	WHITE	A	C-304	< LOD	0.69
682	2/3/2010	2	WNDW TRIM	WOOD	WHITE	E	C-304	< LOD	0.21
683	2/3/2010	1	WNDW TRIM	WOOD	WHITE	C	C-304	< LOD	0.15
684	2/3/2010	1	DR. TRIM	WOOD	WHITE	C	C-304	< LOD	1.29
2921	4/26/2010	1	DR. TRIM	WOOD	WHITE	C	C-304	0.1	0.05
685	2/3/2010	1	DOOR	WOOD	WHITE	C	C-304	< LOD	0.35
686	2/3/2010	2	DOOR	WOOD	WHITE	A	C-304	< LOD	0.38
687	2/3/2010	2	DR. TRIM	WOOD	WHITE	B	C-304	< LOD	0.31
688	2/3/2010	srm2571	CALIBRATE - FRONT					3.7	0.3
689	2/3/2010	1	WALL/MIDDLE	DRYWALL	WHITE	A	C-310	0.06	0.13
690	2/3/2010	1	WALL/MIDDLE	DRYWALL	WHITE	B	C-310	0.02	0.04
691	2/3/2010	1	WALL/MIDDLE	DRYWALL	WHITE	C	C-310	0.04	0.06
692	2/3/2010	2	WALL/MIDDLE	DRYWALL	WHITE	A	C-310	0.15	0.21

<b>Table 1 XRF Data</b>									
<b>Sample #</b>	<b>Sample Date</b>	<b>Sample Location<sup>1</sup></b>	<b>Component</b>	<b>Substrate</b>	<b>Color</b>	<b>Wall</b>	<b>Unit Number</b>	<b>XRF Reading (mg/cm<sup>2</sup>)</b>	<b>XRF Error (mg/cm<sup>2</sup>)</b>
693	2/3/2010	2	WALL/MIDDLE	DRYWALL	WHITE	B	C-310	0.08	0.17
694	2/3/2010	2	WALL/MIDDLE	DRYWALL	WHITE	C	C-310	0.04	0.06
695	2/3/2010	2	WALL/MIDDLE	DRYWALL	WHITE	D	C-310	0.04	0.06
696	2/3/2010	3	WALL/MIDDLE	DRYWALL	WHITE	D	C-310	0.18	0.19
697	2/3/2010	3	WALL/MIDDLE	DRYWALL	WHITE	C	C-310	0.09	0.13
698	2/3/2010	3	WALL/MIDDLE	DRYWALL	WHITE	B	C-310	0.04	0.06
699	2/3/2010	3	WALL/MIDDLE	DRYWALL	WHITE	A	C-310	0	0.02
700	2/3/2010	4	WALL/MIDDLE	DRYWALL	WHITE	A	C-310	0.02	0.05
701	2/3/2010	4	WALL/MIDDLE	DRYWALL	WHITE	B	C-310	0.04	0.07
702	2/3/2010	4	WALL/MIDDLE	DRYWALL	WHITE	C	C-310	0.06	0.13
703	2/3/2010	4	WALL/MIDDLE	DRYWALL	WHITE	D	C-310	0.04	0.1
704	2/3/2010	5	WALL/MIDDLE	DRYWALL	WHITE	A	C-310	0.07	0.1
705	2/3/2010	5	WALL/MIDDLE	DRYWALL	WHITE	C	C-310	0.02	0.04
706	2/3/2010	5	WALL/MIDDLE	DRYWALL	WHITE	D	C-310	0.05	0.1
707	2/3/2010	5	WALL/MIDDLE	DRYWALL	WHITE	E	C-310	0.03	0.05
708	2/3/2010	5	CEILING	DRYWALL	WHITE		C-310	0.06	0.08

<b>Table 1 XRF Data</b>									
<b>Sample #</b>	<b>Sample Date</b>	<b>Sample Location<sup>1</sup></b>	<b>Component</b>	<b>Substrate</b>	<b>Color</b>	<b>Wall</b>	<b>Unit Number</b>	<b>XRF Reading (mg/cm<sup>2</sup>)</b>	<b>XRF Error (mg/cm<sup>2</sup>)</b>
709	2/3/2010	4	CEILING	DRYWALL	WHITE		C-310	0.07	0.15
710	2/3/2010	3	CEILING	DRYWALL	WHITE		C-310	0.03	0.07
711	2/3/2010	2	CEILING	DRYWALL	WHITE		C-310	0.02	0.04
712	2/3/2010	1	CEILING	DRYWALL	WHITE		C-310	0.09	0.13
713	2/3/2010	1	CLST SHELF	WOOD	WHITE	C	C-310	0.1	0.11
714	2/3/2010	5	CLST SHELF	WOOD	WHITE	D	C-310	0.11	0.11
715	2/3/2010	5	CLST DOOR	WOOD	WHITE	D	C-310	0.02	0.04
716	2/3/2010	1	CLST DOOR	WOOD	WHITE	C	C-310	0.04	0.07
717	2/3/2010	4	WALL SHELF	WOOD	WHITE	D	C-310	0.04	0.07
718	2/3/2010	2	WALL SHELF	WOOD	WHITE	C	C-310	0	0.02
719	2/3/2010	2	WALL SHELF	WOOD	VARNISH	D	C-310	0	0.02
720	2/3/2010	2	BASEBOARD	WOOD	WHITE	C	C-310	0.06	0.12
721	2/3/2010	3	BASEBOARD	WOOD	WHITE	D	C-310	0.14	0.2
722	2/3/2010	1	BASEBOARD	WOOD	WHITE	B	C-310	0.09	0.1
723	2/3/2010	5	BASEBOARD	WOOD	WHITE	A	C-310	0.09	0.14
724	2/3/2010	3	CBNT FRONT	WOOD	WHITE	A	C-310	0	0.02

Table 1 XRF Data									
Sample #	Sample Date	Sample Location <sup>1</sup>	Component	Substrate	Color	Wall	Unit Number	XRF Reading (mg/cm <sup>2</sup> )	XRF Error (mg/cm <sup>2</sup> )
725	2/3/2010	3	CBNT FRONT	METAL	WHITE	A	C-310	0.03	0.06
726	2/3/2010	SHUTTER CAL						9.93	0
727	2/3/2010	2	RADIATOR	METAL	WHITE	C	C-310	< LOD	0.19
728	2/3/2010	1	RADIATOR	METAL	WHITE	B	C-310	< LOD	0.23
729	2/3/2010	4	RADIATOR	METAL	WHITE	A	C-310	< LOD	0.25
730	2/3/2010	5	RADIATOR	METAL	WHITE	A	C-310	< LOD	0.17
731	2/3/2010	5	WNDW TRIM	WOOD	WHITE	A	C-310	< LOD	0.14
732	2/3/2010	4	WNDW TRIM	WOOD	WHITE	A	C-310	< LOD	0.33
733	2/3/2010	2	WNDW TRIM	WOOD	WHITE	C	C-310	< LOD	0.34
734	2/3/2010	1	DOOR	WOOD	WHITE	A	C-310	< LOD	0.3
735	2/3/2010	1	DR. TRIM	WOOD	WHITE	A	C-310	< LOD	0.24
736	2/3/2010	4	DR. TRIM	WOOD	WHITE	B	C-310	< LOD	0.35
737	2/3/2010	4	DOOR	WOOD	WHITE	B	C-310	< LOD	1.07
2922	4/26/2010	4	DOOR	WOOD	WHITE	B	C-310	0.17	0.06
738	2/3/2010	srm2572	CALIBRATE - FRONT					1.5	0.3
739	2/3/2010	1	WALL/MIDDLE	DRYWALL	WHITE	A	C-315	0.09	0.07

<b>Table 1 XRF Data</b>									
<b>Sample #</b>	<b>Sample Date</b>	<b>Sample Location<sup>1</sup></b>	<b>Component</b>	<b>Substrate</b>	<b>Color</b>	<b>Wall</b>	<b>Unit Number</b>	<b>XRF Reading (mg/cm<sup>2</sup>)</b>	<b>XRF Error (mg/cm<sup>2</sup>)</b>
740	2/3/2010	1	WALL/MIDDLE	DRYWALL	WHITE	B	C-315	0.03	0.04
741	2/3/2010	1	WALL/MIDDLE	DRYWALL	WHITE	C	C-315	0.03	0.05
742	2/3/2010	1	WALL/MIDDLE	DRYWALL	WHITE	D	C-315	0.03	0.04
743	2/3/2010	2	WALL/MIDDLE	DRYWALL	WHITE	A	C-315	0.05	0.08
744	2/3/2010	2	WALL/MIDDLE	DRYWALL	WHITE	B	C-315	0.09	0.12
745	2/3/2010	2	WALL/MIDDLE	DRYWALL	WHITE	C	C-315	0.04	0.07
746	2/3/2010	3	WALL/MIDDLE	DRYWALL	WHITE	A	C-315	0.15	0.15
747	2/3/2010	3	WALL/MIDDLE	DRYWALL	WHITE	B	C-315	0.25	0.12
748	2/3/2010	3	WALL/MIDDLE	DRYWALL	WHITE	C	C-315	0.18	0.17
749	2/3/2010	3	WALL/MIDDLE	DRYWALL	WHITE	D	C-315	0.21	0.18
750	2/3/2010	4	WALL/MIDDLE	DRYWALL	WHITE	D	C-315	0.05	0.07
751	2/3/2010	4	WALL/MIDDLE	DRYWALL	WHITE	C	C-315	0.07	0.1
752	2/3/2010	4	WALL/MIDDLE	DRYWALL	WHITE	B	C-315	0.05	0.06
753	2/3/2010	4	WALL/MIDDLE	DRYWALL	WHITE	A	C-315	0.07	0.05
754	2/3/2010	4	CEILING	DRYWALL	WHITE		C-315	0.06	0.08
755	2/3/2010	3	CEILING	DRYWALL	WHITE		C-315	0.19	0.1

<b>Table 1 XRF Data</b>									
<b>Sample #</b>	<b>Sample Date</b>	<b>Sample Location<sup>1</sup></b>	<b>Component</b>	<b>Substrate</b>	<b>Color</b>	<b>Wall</b>	<b>Unit Number</b>	<b>XRF Reading (mg/cm<sup>2</sup>)</b>	<b>XRF Error (mg/cm<sup>2</sup>)</b>
756	2/3/2010	2	CEILING	DRYWALL	WHITE		C-315	0.07	0.1
757	2/3/2010	1	CEILING	DRYWALL	WHITE		C-315	0.08	0.11
758	2/3/2010	4	CLST SHELF	WOOD	WHITE	D	C-315	0.06	0.1
759	2/3/2010	4	CLST DOOR	WOOD	WHITE	D	C-315	0.1	0.16
760	2/3/2010	4	CLST DOOR	WOOD	WHITE	E	C-315	< LOD	0
761	2/3/2010	3	WALL SHELF	WOOD	WHITE	B	C-315	0.23	0.22
762	2/3/2010	1	WALL SHELF	WOOD	VARNISH	D	C-315	0	0.02
763	2/3/2010	2	CBNT FRONT	METAL	WHITE	B	C-315	0.02	0.06
764	2/3/2010	1	RADIATOR	METAL	WHITE	A	C-315	0.13	0.1
765	2/3/2010	3	RADIATOR	METAL	WHITE	D	C-315	0.28	0.22
766	2/3/2010	4	RADIATOR	METAL	WHITE	C	C-315	0.15	0.07
767	2/3/2010	4	WNDW TRIM	WOOD	WHITE	C	C-315	0.27	0.32
768	2/3/2010	3	WNDW TRIM	WOOD	WHITE	A	C-315	0.3	0.32
769	2/3/2010	1	WNDW TRIM	WOOD	WHITE	A	C-315	0.5	0.3
770	2/3/2010	1	DOOR	WOOD	WHITE	A	C-315	0.25	0.25
771	2/3/2010	1	DR. TRIM	WOOD	WHITE	A	C-315	0.18	0.08

Table 1 XRF Data									
Sample #	Sample Date	Sample Location <sup>1</sup>	Component	Substrate	Color	Wall	Unit Number	XRF Reading (mg/cm <sup>2</sup> )	XRF Error (mg/cm <sup>2</sup> )
772	2/3/2010	4	DR. TRIM	WOOD	WHITE	A	C-315	0.29	0.25
773	2/3/2010	4	DOOR	WOOD	WHITE	F	C-315	0.14	0.14
774	2/3/2010	srm2573	CALIBRATE - FRONT					1.1	0.1
775	2/3/2010	1	WALL/MIDDLE	DRYWALL	WHITE	A	C-316	0.06	0.09
776	2/3/2010	1	WALL/MIDDLE	DRYWALL	WHITE	B	C-316	0.05	0.1
777	2/3/2010	1	WALL/MIDDLE	DRYWALL	WHITE	C	C-316	0.05	0.09
778	2/3/2010	SHUTTER CAL						9.49	0
779	2/3/2010	2	WALL/MIDDLE	DRYWALL	WHITE	A	C-316	< LOD	0.05
780	2/3/2010	2	WALL/MIDDLE	DRYWALL	WHITE	B	C-316	< LOD	0.06
781	2/3/2010	2	WALL/MIDDLE	DRYWALL	WHITE	C	C-316	< LOD	0.24
782	2/3/2010	2	WALL/MIDDLE	DRYWALL	WHITE	D	C-316	< LOD	0.06
783	2/3/2010	3	WALL/MIDDLE	DRYWALL	WHITE	D	C-316	< LOD	0.95
784	2/3/2010	3	WALL/MIDDLE	DRYWALL	WHITE	C	C-316	< LOD	0.11
785	2/3/2010	3	WALL/MIDDLE	DRYWALL	WHITE	B	C-316	< LOD	0.14
786	2/3/2010	3	WALL/MIDDLE	DRYWALL	WHITE	A	C-316	< LOD	0.03
787	2/3/2010	4	WALL/MIDDLE	DRYWALL	WHITE	A	C-316	< LOD	0.4

<b>Table 1 XRF Data</b>									
<b>Sample #</b>	<b>Sample Date</b>	<b>Sample Location<sup>1</sup></b>	<b>Component</b>	<b>Substrate</b>	<b>Color</b>	<b>Wall</b>	<b>Unit Number</b>	<b>XRF Reading (mg/cm<sup>2</sup>)</b>	<b>XRF Error (mg/cm<sup>2</sup>)</b>
788	2/3/2010	4	WALL/MIDDLE	DRYWALL	WHITE	B	C-316	< LOD	0.31
789	2/3/2010	4	WALL/MIDDLE	DRYWALL	WHITE	C	C-316	< LOD	0.12
790	2/3/2010	4	WALL/MIDDLE	DRYWALL	WHITE	D	C-316	< LOD	0.25
791	2/3/2010	5	WALL/MIDDLE	DRYWALL	WHITE	A	C-316	< LOD	0.12
792	2/3/2010	5	WALL/MIDDLE	DRYWALL	WHITE	C	C-316	< LOD	0.21
793	2/3/2010	5	WALL/MIDDLE	DRYWALL	WHITE	D	C-316	< LOD	0.03
794	2/3/2010	5	WALL/MIDDLE	DRYWALL	WHITE	E	C-316	< LOD	0.18
795	2/3/2010	5	CEILING	DRYWALL	WHITE		C-316	< LOD	0.05
796	2/3/2010	4	CEILING	DRYWALL	WHITE		C-316	< LOD	0.21
797	2/3/2010	3	CEILING	DRYWALL	WHITE		C-316	< LOD	0.03
798	2/3/2010	2	CEILING	DRYWALL	WHITE		C-316	< LOD	0.04
799	2/3/2010	1	CEILING	DRYWALL	WHITE		C-316	< LOD	0.04
800	2/3/2010	1	CLST SHELF	WOOD	WHITE	C	C-316	< LOD	0.26
801	2/3/2010	5	CLST SHELF	WOOD	WHITE	D	C-316	< LOD	0.21
802	2/3/2010	5	CLST DOOR	WOOD	WHITE	D	C-316	< LOD	0.08
803	2/3/2010	1	CLST DOOR	WOOD	WHITE	C	C-316	< LOD	0.08

<b>Table 1 XRF Data</b>									
<b>Sample #</b>	<b>Sample Date</b>	<b>Sample Location<sup>1</sup></b>	<b>Component</b>	<b>Substrate</b>	<b>Color</b>	<b>Wall</b>	<b>Unit Number</b>	<b>XRF Reading (mg/cm<sup>2</sup>)</b>	<b>XRF Error (mg/cm<sup>2</sup>)</b>
804	2/3/2010	4	WALL SHELF	WOOD	WHITE	D	C-316	< LOD	0.23
805	2/3/2010	2	WALL SHELF	WOOD	VARNISH	D	C-316	< LOD	0.03
806	2/3/2010	2	BASEBOARD	WOOD	WHITE	C	C-316	< LOD	0.44
807	2/3/2010	3	BASEBOARD	WOOD	WHITE	D	C-316	< LOD	0.16
808	2/3/2010	1	BASEBOARD	WOOD	WHITE	B	C-316	< LOD	0.15
809	2/3/2010	5	BASEBOARD	WOOD	WHITE	A	C-316	< LOD	0.34
810	2/3/2010	3	CBNT FRONT	METAL	WHITE	A	C-316	< LOD	0.12
811	2/3/2010	3	CBNT FRONT	WOOD	WHITE	A	C-316	< LOD	0.13
812	2/3/2010	2	RADIATOR	METAL	WHITE	C	C-316	< LOD	0.3
813	2/3/2010	1	RADIATOR	METAL	WHITE	B	C-316	< LOD	0.38
814	2/3/2010	4	RADIATOR	METAL	WHITE	A	C-316	< LOD	0.23
815	2/3/2010	5	RADIATOR	METAL	WHITE	A	C-316	< LOD	0.28
816	2/3/2010	5	WNDW TRIM	WOOD	WHITE	A	C-316	< LOD	0.37
817	2/3/2010	4	WNDW TRIM	WOOD	WHITE	A	C-316	< LOD	0.21
818	2/3/2010	2	WNDW TRIM	WOOD	WHITE	C	C-316	< LOD	0.41
819	2/3/2010	1	DOOR	WOOD	WHITE	A	C-316	< LOD	0.28

<b>Table 1 XRF Data</b>									
<b>Sample #</b>	<b>Sample Date</b>	<b>Sample Location<sup>1</sup></b>	<b>Component</b>	<b>Substrate</b>	<b>Color</b>	<b>Wall</b>	<b>Unit Number</b>	<b>XRF Reading (mg/cm<sup>2</sup>)</b>	<b>XRF Error (mg/cm<sup>2</sup>)</b>
820	2/3/2010	1	DR. TRIM	WOOD	WHITE	A	C-316	< LOD	0.17
821	2/3/2010	4	DR. TRIM	WOOD	WHITE	B	C-316	< LOD	0.22
822	2/3/2010	4	DOOR	WOOD	WHITE	B	C-316	< LOD	1.31
2923	4/26/2010	4	DOOR	WOOD	WHITE	B	C-316	0.16	0.07
823	2/3/2010	sm2574	CALIBRATE - FRONT					0.7	0.1
824	2/3/2010	1	WALL/MIDDLE	DRYWALL	WHITE	A	D-402	0.17	0.14
825	2/3/2010	1	WALL/MIDDLE	DRYWALL	WHITE	B	D-402	0.4	0.3
826	2/3/2010	1	CBNT BACK	WOOD	WHITE	C	D-402	0.14	0.17
827	2/3/2010	1	WALL/MIDDLE	DRYWALL	WHITE	F	D-402	0.2	0.1
828	2/3/2010	2	CBNT FRONT	WOOD	WHITE	A	D-402	0.19	0.16
829	2/3/2010	2	WALL/MIDDLE	DRYWALL	WHITE	B	D-402	0.29	0.21
830	2/3/2010	2	WALL/MIDDLE	DRYWALL	WHITE	C	D-402	0.15	0.67
831	2/3/2010	2	WALL/MIDDLE	DRYWALL	WHITE	D	D-402	0.21	0.17
832	2/3/2010	SHUTTER CAL						9.23	0
833	2/3/2010	3	WALL/MIDDLE	DRYWALL	WHITE	A	D-402	< LOD	0.16
834	2/3/2010	3	WALL/MIDDLE	DRYWALL	WHITE	B	D-402	< LOD	0.15

<b>Table 1 XRF Data</b>									
<b>Sample #</b>	<b>Sample Date</b>	<b>Sample Location<sup>1</sup></b>	<b>Component</b>	<b>Substrate</b>	<b>Color</b>	<b>Wall</b>	<b>Unit Number</b>	<b>XRF Reading (mg/cm<sup>2</sup>)</b>	<b>XRF Error (mg/cm<sup>2</sup>)</b>
835	2/3/2010	3	WALL/MIDDLE	DRYWALL	WHITE	C	D-402	0.18	0.12
836	2/3/2010	3	WALL/MIDDLE	DRYWALL	WHITE	D	D-402	< LOD	0.32
837	2/3/2010	4	WALL/MIDDLE	DRYWALL	WHITE	D	D-402	< LOD	0.47
838	2/3/2010	4	WALL/MIDDLE	DRYWALL	WHITE	C	D-402	< LOD	0.3
839	2/3/2010	4	WALL/MIDDLE	DRYWALL	WHITE	B	D-402	< LOD	0.33
840	2/3/2010	4	WALL/MIDDLE	DRYWALL	WHITE	A	D-402	< LOD	0.45
841	2/3/2010	5	WALL/MIDDLE	DRYWALL	WHITE	A	D-402	< LOD	0.08
842	2/3/2010	5	WALL/MIDDLE	DRYWALL	WHITE	B	D-402	< LOD	0.08
843	2/3/2010	5	WALL/MIDDLE	DRYWALL	WHITE	E	D-402	< LOD	0.1
844	2/3/2010	5	WALL/MIDDLE	DRYWALL	WHITE	F	D-402	< LOD	0.05
845	2/3/2010	6	WALL/MIDDLE	DRYWALL	WHITE	A	D-402	0.24	0.12
846	2/3/2010	6	WALL/MIDDLE	DRYWALL	WHITE	B	D-402	< LOD	0.39
847	2/3/2010	6	WALL/MIDDLE	DRYWALL	WHITE	C	D-402	< LOD	0.31
848	2/3/2010	6	WALL/MIDDLE	DRYWALL	WHITE	D	D-402	< LOD	0.44
849	2/3/2010	6	CEILING	DRYWALL	WHITE		D-402	< LOD	0.16
850	2/3/2010	5	CEILING	DRYWALL	WHITE		D-402	< LOD	0.12

<b>Table 1 XRF Data</b>									
<b>Sample #</b>	<b>Sample Date</b>	<b>Sample Location<sup>1</sup></b>	<b>Component</b>	<b>Substrate</b>	<b>Color</b>	<b>Wall</b>	<b>Unit Number</b>	<b>XRF Reading (mg/cm<sup>2</sup>)</b>	<b>XRF Error (mg/cm<sup>2</sup>)</b>
851	2/3/2010	4	CEILING	DRYWALL	WHITE		D-402	< LOD	0.49
852	2/3/2010	3	CEILING	DRYWALL	WHITE		D-402	< LOD	0.2
853	2/3/2010	2	CEILING	DRYWALL	WHITE		D-402	0.2	0.1
854	2/3/2010	1	CEILING	DRYWALL	WHITE		D-402	< LOD	0.23
855	2/3/2010	1	CLST SHELF	WOOD	WHITE	F	D-402	0.5	0.3
856	2/3/2010	1	CLST SHELF	WOOD	WHITE	D	D-402	< LOD	0.03
857	2/3/2010	3	CLST SHELF	WOOD	WHITE	B	D-402	< LOD	0.21
858	2/3/2010	5	CLST SHELF	WOOD	WHITE	B	D-402	< LOD	0.09
859	2/3/2010	5	CLST DOOR	WOOD	WHITE	B	D-402	< LOD	0.1
860	2/3/2010	3	CLST DOOR	WOOD	WHITE	B	D-402	< LOD	0.28
861	2/3/2010	1	CLST DOOR	WOOD	WHITE	D	D-402	< LOD	1.27
2924	4/26/2010	1	CLST DOOR	WOOD	WHITE	D	D-402	0.18	0.07
862	2/3/2010	1	CLST DR TRIM	WOOD	WHITE	D	D-402	< LOD	1.36
2925	4/26/2010	1	CLST DR TRIM	WOOD	WHITE	D	D-402	0.19	0.14
863	2/3/2010	1	CLST DR TRIM	WOOD	WHITE	F	D-402	< LOD	0.32
864	2/3/2010	1	CLST DOOR	WOOD	WHITE	F	D-402	< LOD	0.15

<b>Table 1 XRF Data</b>									
<b>Sample #</b>	<b>Sample Date</b>	<b>Sample Location<sup>1</sup></b>	<b>Component</b>	<b>Substrate</b>	<b>Color</b>	<b>Wall</b>	<b>Unit Number</b>	<b>XRF Reading (mg/cm<sup>2</sup>)</b>	<b>XRF Error (mg/cm<sup>2</sup>)</b>
865	2/3/2010	1	BASEBOARD	WOOD	WHITE	B	D-402	< LOD	0.23
866	2/3/2010	3	BASEBOARD	WOOD	WHITE	C	D-402	< LOD	0.43
867	2/3/2010	5	BASEBOARD	WOOD	WHITE	B	D-402	< LOD	0.21
868	2/3/2010	6	BASEBOARD	WOOD	WHITE	D	D-402	< LOD	0.24
869	2/3/2010	2	CBNT FRONT	METAL	WHITE	D	D-402	< LOD	0.03
870	2/3/2010	2	RADIATOR	METAL	WHITE	B	D-402	0.1	0.05
871	2/3/2010	1	RADIATOR	METAL	WHITE	A	D-402	< LOD	0.17
872	2/3/2010	3	RADIATOR	METAL	WHITE	C	D-402	< LOD	0.26
873	2/3/2010	5	RADIATOR	METAL	WHITE	A	D-402	< LOD	0.1
874	2/3/2010	5	WNDW TRIM	WOOD	WHITE	A	D-402	< LOD	0.31
875	2/3/2010	4	WNDW TRIM	WOOD	WHITE	C	D-402	< LOD	0.29
876	2/3/2010	2	WNDW TRIM	WOOD	WHITE	C	D-402	< LOD	0.25
877	2/3/2010	1	WNDW TRIM	WOOD	WHITE	A	D-402	< LOD	0.26
878	2/3/2010	6	DR. TRIM	WOOD	WHITE	A	D-402	< LOD	0.45
879	2/3/2010	6	DOOR	WOOD	WHITE	D	D-402	< LOD	0.19
880	2/3/2010	6	DR. CASING LF	WOOD	WHITE	C	D-402	< LOD	0.4

<b>Table 1 XRF Data</b>									
<b>Sample #</b>	<b>Sample Date</b>	<b>Sample Location<sup>1</sup></b>	<b>Component</b>	<b>Substrate</b>	<b>Color</b>	<b>Wall</b>	<b>Unit Number</b>	<b>XRF Reading (mg/cm<sup>2</sup>)</b>	<b>XRF Error (mg/cm<sup>2</sup>)</b>
881	2/3/2010	srm2575	CALIBRATE - FRONT					0.3	0.06
882	2/3/2010	1	WALL/MIDDLE	DRYWALL	WHITE	A	D-404	0.11	0.18
883	2/3/2010	1	WALL/MIDDLE	DRYWALL	WHITE	B	D-404	0.11	0.08
884	2/3/2010	1	WALL/MIDDLE	WOOD	WHITE	C	D-404	0.16	0.21
885	2/3/2010	SHUTTER CAL						9.38	0
886	2/3/2010	1	WALL/MIDDLE	DRYWALL	WHITE	F	D-404	< LOD	0.11
887	2/3/2010	2	WALL/MIDDLE	WOOD	WHITE	A	D-404	< LOD	0.27
888	2/3/2010	2	WALL/MIDDLE	DRYWALL	WHITE	B	D-404	< LOD	0.14
889	2/3/2010	2	WALL/MIDDLE	DRYWALL	WHITE	C	D-404	< LOD	0.1
890	2/3/2010	2	WALL/MIDDLE	DRYWALL	WHITE	D	D-404	< LOD	0.2
891	2/3/2010	3	WALL/MIDDLE	DRYWALL	WHITE	D	D-404	< LOD	0.27
892	2/3/2010	3	WALL/MIDDLE	DRYWALL	WHITE	C	D-404	< LOD	0.31
893	2/3/2010	3	WALL/MIDDLE	DRYWALL	WHITE	B	D-404	0.11	0.06
894	2/3/2010	3	WALL/MIDDLE	DRYWALL	WHITE	A	D-404	< LOD	0.11
895	2/3/2010	4	WALL/MIDDLE	DRYWALL	WHITE	A	D-404	< LOD	0.08
896	2/3/2010	4	WALL/MIDDLE	DRYWALL	WHITE	B	D-404	< LOD	0.34

<b>Table 1 XRF Data</b>									
<b>Sample #</b>	<b>Sample Date</b>	<b>Sample Location<sup>1</sup></b>	<b>Component</b>	<b>Substrate</b>	<b>Color</b>	<b>Wall</b>	<b>Unit Number</b>	<b>XRF Reading (mg/cm<sup>2</sup>)</b>	<b>XRF Error (mg/cm<sup>2</sup>)</b>
897	2/3/2010	4	WALL/MIDDLE	DRYWALL	WHITE	C	D-404	< LOD	0.24
898	2/3/2010	4	WALL/MIDDLE	DRYWALL	WHITE	D	D-404	< LOD	0.17
899	2/3/2010	5	WALL/MIDDLE	DRYWALL	WHITE	A	D-404	< LOD	0.13
900	2/3/2010	5	WALL/MIDDLE	DRYWALL	WHITE	B	D-404	< LOD	0.14
901	2/3/2010	5	WALL/MIDDLE	DRYWALL	WHITE	E	D-404	< LOD	0.22
902	2/3/2010	5	WALL/MIDDLE	DRYWALL	WHITE	F	D-404	< LOD	0.19
903	2/3/2010	6	WALL/MIDDLE	DRYWALL	WHITE	A	D-404	0.1	0.09
904	2/3/2010	6	WALL/MIDDLE	DRYWALL	WHITE	B	D-404	0.04	0.06
905	2/3/2010	6	WALL/MIDDLE	DRYWALL	WHITE	C	D-404	0.1	0.13
906	2/3/2010	6	WALL/MIDDLE	DRYWALL	WHITE	D	D-404	0.08	0.14
907	2/3/2010	6	CEILING	DRYWALL	WHITE		D-404	0.08	0.16
908	2/3/2010	5	CEILING	DRYWALL	WHITE		D-404	0.13	0.31
909	2/3/2010	4	CEILING	DRYWALL	WHITE		D-404	0.13	0.23
910	2/3/2010	3	CEILING	DRYWALL	WHITE		D-404	0.06	0.07
911	2/3/2010	2	CEILING	DRYWALL	WHITE		D-404	0.06	0.11
912	2/3/2010	1	CEILING	DRYWALL	WHITE		D-404	0.11	0.16

<b>Table 1 XRF Data</b>									
<b>Sample #</b>	<b>Sample Date</b>	<b>Sample Location<sup>1</sup></b>	<b>Component</b>	<b>Substrate</b>	<b>Color</b>	<b>Wall</b>	<b>Unit Number</b>	<b>XRF Reading (mg/cm<sup>2</sup>)</b>	<b>XRF Error (mg/cm<sup>2</sup>)</b>
913	2/3/2010	1	CLST SHELF	WOOD	WHITE	F	D-404	0.12	0.11
914	2/3/2010	3	CLST SHELF	WOOD	WHITE	B	D-404	0.09	0.09
915	2/3/2010	5	CLST SHELF	WOOD	WHITE	B	D-404	0.13	0.14
916	2/3/2010	6	CLST SHELF	WOOD	WHITE	B	D-404	0.05	0.06
917	2/3/2010	6	CLST DOOR	WOOD	WHITE	B	D-404	0.16	0.33
918	2/3/2010	6	CLST DR TRIM	WOOD	WHITE	B	D-404	0.11	0.2
919	2/3/2010	5	CLST DOOR	WOOD	WHITE	B	D-404	0.13	0.23
920	2/3/2010	3	CLST DOOR	WOOD	WHITE	B	D-404	0.08	0.1
921	2/3/2010	1	CLST DOOR	WOOD	WHITE	F	D-404	0.3	0.44
922	2/3/2010	1	CLST DR TRIM	WOOD	WHITE	F	D-404	< LOD	0
923	2/3/2010	2	CBNT FRONT	METAL	WHITE	D	D-404	0	0.02
924	2/3/2010	2	RADIATOR	METAL	WHITE	B	D-404	0.05	0.08
925	2/3/2010	1	RADIATOR	METAL	WHITE	A	D-404	0.1	0.09
926	2/3/2010	3	RADIATOR	METAL	WHITE	C	D-404	0.08	0.11
927	2/3/2010	5	RADIATOR	METAL	WHITE	A	D-404	0.08	0.14
928	2/3/2010	5	WNDW TRIM	WOOD	WHITE	A	D-404	0.22	0.36

<b>Table 1 XRF Data</b>									
<b>Sample #</b>	<b>Sample Date</b>	<b>Sample Location<sup>1</sup></b>	<b>Component</b>	<b>Substrate</b>	<b>Color</b>	<b>Wall</b>	<b>Unit Number</b>	<b>XRF Reading (mg/cm<sup>2</sup>)</b>	<b>XRF Error (mg/cm<sup>2</sup>)</b>
929	2/3/2010	3	WNDW TRIM	WOOD	WHITE	C	D-404	0.06	0.1
930	2/3/2010	2	WNDW TRIM	WOOD	WHITE	C	D-404	0.2	0.26
931	2/3/2010	1	WNDW TRIM	WOOD	WHITE	A	D-404	0.26	0.2
932	2/3/2010	6	DOOR	WOOD	WHITE	A	D-404	0.28	0.35
933	2/3/2010	6	DR. TRIM	WOOD	WHITE	C	D-404	0.16	0.21
934	2/3/2010	6	DR. CASING LF	WOOD	WHITE	D	D-404	0.2	0.35
935	2/3/2010	SHUTTER CAL						10.05	0
936	2/3/2010	sm2571	CALIBRATE - FRONT					3.8	0.3
937	2/3/2010	1	WALL/MIDDLE	DRYWALL	WHITE	A	D-406	< LOD	0.17
938	2/3/2010	1	WALL/MIDDLE	DRYWALL	WHITE	B	D-406	0.4	0.2
939	2/3/2010	1	CBNT BACK	WOOD	WHITE	C	D-406	< LOD	0.24
940	2/3/2010	1	WALL/MIDDLE	DRYWALL	WHITE	F	D-406	0.21	0.11
941	2/3/2010	2	CBNT FRONT	WOOD	WHITE	A	D-406	< LOD	0.27
942	2/3/2010	2	WALL/MIDDLE	DRYWALL	WHITE	B	D-406	0.4	0.2
943	2/3/2010	2	WALL/MIDDLE	DRYWALL	WHITE	C	D-406	< LOD	0.89
944	2/3/2010	2	WALL/MIDDLE	DRYWALL	WHITE	D	D-406	< LOD	0.34

<b>Table 1 XRF Data</b>									
<b>Sample #</b>	<b>Sample Date</b>	<b>Sample Location<sup>1</sup></b>	<b>Component</b>	<b>Substrate</b>	<b>Color</b>	<b>Wall</b>	<b>Unit Number</b>	<b>XRF Reading (mg/cm<sup>2</sup>)</b>	<b>XRF Error (mg/cm<sup>2</sup>)</b>
945	2/3/2010	3	WALL/MIDDLE	DRYWALL	WHITE	D	D-406	< LOD	0.36
946	2/3/2010	3	WALL/MIDDLE	DRYWALL	WHITE	C	D-406	< LOD	0.41
947	2/3/2010	3	WALL/MIDDLE	DRYWALL	WHITE	B	D-406	< LOD	0.36
948	2/3/2010	3	WALL/MIDDLE	DRYWALL	WHITE	A	D-406	0.18	0.1
949	2/3/2010	4	WALL/MIDDLE	DRYWALL	WHITE	A	D-406	< LOD	0.26
950	2/3/2010	4	WALL/MIDDLE	DRYWALL	WHITE	B	D-406	< LOD	0.23
951	2/3/2010	4	WALL/MIDDLE	DRYWALL	WHITE	C	D-406	< LOD	0.23
952	2/3/2010	4	WALL/MIDDLE	DRYWALL	WHITE	D	D-406	< LOD	0.16
953	2/3/2010	5	WALL/MIDDLE	DRYWALL	WHITE	A	D-406	< LOD	0.11
954	2/3/2010	5	WALL/MIDDLE	DRYWALL	WHITE	B	D-406	< LOD	0.05
955	2/3/2010	5	WALL/MIDDLE	DRYWALL	WHITE	E	D-406	< LOD	0.31
956	2/3/2010	5	WALL/MIDDLE	DRYWALL	WHITE	F	D-406	< LOD	0.17
957	2/3/2010	6	WALL/MIDDLE	DRYWALL	WHITE	A	D-406	< LOD	0.29
958	2/3/2010	6	WALL/MIDDLE	DRYWALL	WHITE	B	D-406	< LOD	0.35
959	2/3/2010	6	WALL/MIDDLE	DRYWALL	WHITE	C	D-406	< LOD	0.18
960	2/3/2010	6	WALL/MIDDLE	DRYWALL	WHITE	D	D-406	< LOD	0.33

<b>Table 1 XRF Data</b>									
<b>Sample #</b>	<b>Sample Date</b>	<b>Sample Location<sup>1</sup></b>	<b>Component</b>	<b>Substrate</b>	<b>Color</b>	<b>Wall</b>	<b>Unit Number</b>	<b>XRF Reading (mg/cm<sup>2</sup>)</b>	<b>XRF Error (mg/cm<sup>2</sup>)</b>
961	2/3/2010	6	CEILING	DRYWALL	WHITE		D-406	< LOD	0.32
962	2/3/2010	5	CEILING	DRYWALL	WHITE		D-406	< LOD	0.15
963	2/3/2010	4	CEILING	DRYWALL	WHITE		D-406	< LOD	0.24
964	2/3/2010	3	CEILING	DRYWALL	WHITE		D-406	< LOD	0.25
965	2/3/2010	2	CEILING	DRYWALL	WHITE		D-406	< LOD	0.39
966	2/3/2010	1	CEILING	DRYWALL	WHITE		D-406	< LOD	0.24
967	2/3/2010	1	CLST SHELF	WOOD	WHITE	F	D-406	< LOD	0.24
968	2/3/2010	1	CLST SHELF	WOOD	WHITE	D	D-406	< LOD	0.19
969	2/3/2010	3	CLST SHELF	WOOD	WHITE	B	D-406	< LOD	0.24
970	2/3/2010	5	CLST SHELF	WOOD	WHITE	B	D-406	< LOD	0.14
971	2/3/2010	6	CLST SHELF	WOOD	WHITE	B	D-406	< LOD	0.1
972	2/3/2010	6	CLST DOOR	WOOD	WHITE	B	D-406	< LOD	0.2
973	2/3/2010	6	CLST DR TRIM	WOOD	WHITE	B	D-406	< LOD	0.29
974	2/3/2010	5	CLST DR TRIM	WOOD	WHITE	B	D-406	< LOD	0.18
975	2/3/2010	3	CLST DR TRIM	WOOD	WHITE	B	D-406	< LOD	0.21
976	2/3/2010	1	CLST DR TRIM	WOOD	WHITE	F	D-406	< LOD	0.4

<b>Table 1 XRF Data</b>									
<b>Sample #</b>	<b>Sample Date</b>	<b>Sample Location<sup>1</sup></b>	<b>Component</b>	<b>Substrate</b>	<b>Color</b>	<b>Wall</b>	<b>Unit Number</b>	<b>XRF Reading (mg/cm<sup>2</sup>)</b>	<b>XRF Error (mg/cm<sup>2</sup>)</b>
977	2/3/2010	1	CLST DOOR	WOOD	WHITE	F	D-406	< LOD	1.21
2926	4/26/2010	1	CLST DOOR	WOOD	WHITE	F	D-406	0.21	0.09
978	2/3/2010	1	CLST DOOR	WOOD	WHITE	D	D-406	< LOD	1.24
2927	4/26/2010	1	CLST DOOR	WOOD	WHITE	D	D-406	0.12	0.05
979	2/3/2010	1	CLST DR TRIM	WOOD	WHITE	D	D-406	< LOD	0.6
980	2/3/2010	1	BASEBOARD	WOOD	WHITE	B	D-406	< LOD	0.36
981	2/3/2010	3	BASEBOARD	WOOD	WHITE	C	D-406	< LOD	0.42
982	2/3/2010	5	BASEBOARD	WOOD	WHITE	E	D-406	< LOD	0.27
983	2/3/2010	6	BASEBOARD	WOOD	WHITE	D	D-406	< LOD	0.75
984	2/3/2010	2	CBNT FRONT	METAL	WHITE	D	D-406	< LOD	0.03
985	2/3/2010	2	WNDW TRIM	WOOD	WHITE	C	D-406	0.23	0.29
986	2/3/2010	SHUTTER CAL						9.3	0
987	2/3/2010	1	WNDW TRIM	WOOD	WHITE	A	D-406	< LOD	0.29
988	2/3/2010	5	WNDW TRIM	WOOD	WHITE	A	D-406	< LOD	0.24
989	2/3/2010	3	WNDW TRIM	WOOD	WHITE	C	D-406	< LOD	0.32
990	2/3/2010	3	DOOR	WOOD	WHITE	C	D-406	< LOD	1.62

Table 1 XRF Data									
Sample #	Sample Date	Sample Location <sup>1</sup>	Component	Substrate	Color	Wall	Unit Number	XRF Reading (mg/cm <sup>2</sup> )	XRF Error (mg/cm <sup>2</sup> )
2928	4/26/2010	3	DOOR	WOOD	WHITE	C	D-406	0.2	0.09
991	2/3/2010	3	DR. CASING LF	WOOD	WHITE	D	D-406	< LOD	0.42
992	2/3/2010	6	DR. TRIM	WOOD	WHITE	A	D-406	< LOD	1.18
2929	4/26/2010	6	DR. TRIM	WOOD	WHITE	A	D-406	0.25	0.11
993	2/3/2010	sm2572	CALIBRATE - FRONT					1.5	0.3
994	2/3/2010	1	WALL/MIDDLE	DRYWALL	WHITE	A	D-407	0.12	0.18
995	2/3/2010	1	WALL/MIDDLE	DRYWALL	WHITE	B	D-407	0.25	0.29
996	2/3/2010	1	WALL/MIDDLE	DRYWALL	WHITE	C	D-407	0.14	0.16
997	2/3/2010	1	WALL/MIDDLE	DRYWALL	WHITE	D	D-407	0.24	0.15
998	2/3/2010	1	WALL/MIDDLE	DRYWALL	WHITE	F	D-407	0.26	0.26
999	2/3/2010	2	WALL/MIDDLE	DRYWALL	WHITE	A	D-407	0.29	0.3
1000	2/3/2010	2	WALL/MIDDLE	DRYWALL	WHITE	B	D-407	0.3	0.33
1001	2/3/2010	2	WALL/MIDDLE	DRYWALL	WHITE	C	D-407	0.22	0.33
1002	2/3/2010	2	WALL/MIDDLE	DRYWALL	WHITE	D	D-407	0.15	0.16
1003	2/3/2010	3	WALL/MIDDLE	DRYWALL	WHITE	D	D-407	0.25	0.13
1004	2/3/2010	3	WALL/MIDDLE	DRYWALL	WHITE	C	D-407	0.18	0.19

<b>Table 1 XRF Data</b>									
<b>Sample #</b>	<b>Sample Date</b>	<b>Sample Location<sup>1</sup></b>	<b>Component</b>	<b>Substrate</b>	<b>Color</b>	<b>Wall</b>	<b>Unit Number</b>	<b>XRF Reading (mg/cm<sup>2</sup>)</b>	<b>XRF Error (mg/cm<sup>2</sup>)</b>
1005	2/3/2010	3	WALL/MIDDLE	DRYWALL	WHITE	B	D-407	0.18	0.16
1006	2/3/2010	3	WALL/MIDDLE	DRYWALL	WHITE	A	D-407	0.14	0.13
1007	2/3/2010	4	WALL/MIDDLE	DRYWALL	WHITE	A	D-407	0.11	0.15
1008	2/3/2010	4	WALL/MIDDLE	DRYWALL	WHITE	B	D-407	0.13	0.16
1009	2/3/2010	4	WALL/MIDDLE	DRYWALL	WHITE	C	D-407	0.13	0.18
1010	2/3/2010	4	WALL/MIDDLE	DRYWALL	WHITE	D	D-407	0.13	0.15
1011	2/3/2010	5	WALL/MIDDLE	DRYWALL	WHITE	D	D-407	0.06	0.08
1012	2/3/2010	5	WALL/MIDDLE	DRYWALL	WHITE	C	D-407	0.22	0.35
1013	2/3/2010	5	WALL/MIDDLE	DRYWALL	WHITE	B	D-407	0.23	0.31
1014	2/3/2010	5	WALL/MIDDLE	DRYWALL	WHITE	A	D-407	0.16	0.25
1015	2/3/2010	6	CBNT FRONT	WOOD	WHITE	A	D-407	0.13	0.17
1016	2/3/2010	6	WALL/MIDDLE	DRYWALL	WHITE	B	D-407	0.23	0.33
1017	2/3/2010	6	WALL/MIDDLE	DRYWALL	WHITE	C	D-407	0.28	0.3
1018	2/3/2010	6	WALL/MIDDLE	DRYWALL	WHITE	D	D-407	0.28	0.25
1019	2/3/2010	7	WALL/MIDDLE	DRYWALL	WHITE	A	D-407	0.21	0.32
1020	2/3/2010	7	WALL/MIDDLE	DRYWALL	WHITE	B	D-407	0.22	0.27

Table 1 XRF Data									
Sample #	Sample Date	Sample Location <sup>1</sup>	Component	Substrate	Color	Wall	Unit Number	XRF Reading (mg/cm <sup>2</sup> )	XRF Error (mg/cm <sup>2</sup> )
1021	2/3/2010	7	WALL/MIDDLE	DRYWALL	WHITE	C	D-407	0.13	0.17
1022	2/3/2010	7	CEILING	DRYWALL	WHITE		D-407	0.16	0.08
1023	2/3/2010	6	CEILING	DRYWALL	WHITE		D-407	0.26	0.14
1024	2/3/2010	5	CEILING	DRYWALL	WHITE		D-407	0.08	0.1
1025	2/3/2010	4	CEILING	DRYWALL	WHITE		D-407	0.07	0.09
1026	2/3/2010	3	CEILING	DRYWALL	WHITE		D-407	0.4	0.3
1027	2/3/2010	2	CEILING	DRYWALL	WHITE		D-407	0.2	0.12
1028	2/3/2010	SHUTTER CAL						9.56	0
1029	2/3/2010	1	CEILING	DRYWALL	WHITE		D-407	< LOD	0.31
1030	2/3/2010	7	CLST SHELF	WOOD	WHITE	A	D-407	< LOD	0.35
1031	2/3/2010	2	CLST SHELF	WOOD	WHITE	D	D-407	< LOD	0.59
1032	2/3/2010	4	CLST SHELF	WOOD	WHITE	A	D-407	< LOD	0.18
1033	2/3/2010	5	CLST SHELF	WOOD	WHITE	A	D-407	< LOD	0.56
1034	2/3/2010	1	CLST DOOR	WOOD	WHITE	D	D-407	< LOD	0.23
1035	2/3/2010	1	CLST DR TRIM	WOOD	WHITE	D	D-407	< LOD	0.35
1036	2/3/2010	5	CLST DR TRIM	WOOD	WHITE	D	D-407	< LOD	0.42

<b>Table 1 XRF Data</b>									
<b>Sample #</b>	<b>Sample Date</b>	<b>Sample Location<sup>1</sup></b>	<b>Component</b>	<b>Substrate</b>	<b>Color</b>	<b>Wall</b>	<b>Unit Number</b>	<b>XRF Reading (mg/cm<sup>2</sup>)</b>	<b>XRF Error (mg/cm<sup>2</sup>)</b>
1037	2/3/2010	5	CLST DOOR	WOOD	WHITE	D	D-407	< LOD	0.14
1038	2/3/2010	4	CLST DOOR	WOOD	WHITE	A	D-407	< LOD	0.03
1039	2/3/2010	2	CLST DOOR	WOOD	WHITE	D	D-407	< LOD	0.25
1040	2/3/2010	2	CLST SHELF	WOOD	WHITE	D	D-407	< LOD	0.22
1041	2/3/2010	7	CLST DOOR	WOOD	WHITE	A	D-407	< LOD	1.45
2930	4/26/2010	7	CLST DOOR	WOOD	WHITE	A	D-407	0.4	0.2
1042	2/3/2010	7	CLST DR TRIM	WOOD	WHITE	A	D-407	< LOD	0.31
1043	2/3/2010	6	CBNT FRONT	METAL	WHITE	B	D-407	< LOD	0.11
1044	2/3/2010	6	RADIATOR	METAL	WHITE	D	D-407	< LOD	0.2
1045	2/3/2010	5	RADIATOR	METAL	WHITE	C	D-407	< LOD	0.58
1046	2/3/2010	4	RADIATOR	METAL	WHITE	C	D-407	< LOD	0.1
1047	2/3/2010	2	RADIATOR	METAL	WHITE	A	D-407	< LOD	0.19
1048	2/3/2010	1	RADIATOR	METAL	WHITE	A	D-407	< LOD	0.4
1049	2/3/2010	1	WNDW TRIM	WOOD	WHITE	A	D-407	< LOD	0.3
1050	2/3/2010	2	WNDW TRIM	WOOD	WHITE	A	D-407	< LOD	0.21
1051	2/3/2010	4	WNDW TRIM	WOOD	WHITE	C	D-407	< LOD	0.76

<b>Table 1 XRF Data</b>									
<b>Sample #</b>	<b>Sample Date</b>	<b>Sample Location<sup>1</sup></b>	<b>Component</b>	<b>Substrate</b>	<b>Color</b>	<b>Wall</b>	<b>Unit Number</b>	<b>XRF Reading (mg/cm<sup>2</sup>)</b>	<b>XRF Error (mg/cm<sup>2</sup>)</b>
1052	2/3/2010	5	WNDW TRIM	WOOD	WHITE	C	D-407	< LOD	0.73
1053	2/3/2010	6	WNDW TRIM	WOOD	WHITE	C	D-407	< LOD	0.58
1054	2/3/2010	7	DOOR	WOOD	WHITE	B	D-407	< LOD	1.45
2931	4/26/2010	7	DOOR	WOOD	WHITE	B	D-407	0.25	0.12
1055	2/3/2010	7	DR. TRIM	WOOD	WHITE	C	D-407	< LOD	0.37
1056	2/3/2010	1	WALL/MIDDLE	DRYWALL	WHITE	A	E-503	< LOD	0.15
1057	2/3/2010	1	WALL/MIDDLE	DRYWALL	WHITE	B	E-503	< LOD	0.28
1058	2/3/2010	1	WALL/MIDDLE	DRYWALL	WHITE	D	E-503	< LOD	0.06
1059	2/3/2010	1	WALL/MIDDLE	DRYWALL	WHITE	F	E-503	< LOD	0.11
1060	2/3/2010	2	CBNT FRONT	WOOD	WHITE	A	E-503	< LOD	0.53
1061	2/3/2010	2	WALL/MIDDLE	DRYWALL	WHITE	B	E-503	< LOD	0.05
1062	2/3/2010	2	WALL/MIDDLE	DRYWALL	WHITE	C	E-503	< LOD	0.34
1063	2/3/2010	2	WALL/MIDDLE	DRYWALL	WHITE	D	E-503	< LOD	0.09
1064	2/3/2010	3	WALL/MIDDLE	DRYWALL	WHITE	A	E-503	< LOD	0.15
1065	2/3/2010	3	WALL/MIDDLE	DRYWALL	WHITE	B	E-503	< LOD	0.15
1066	2/3/2010	3	WALL/MIDDLE	DRYWALL	WHITE	C	E-503	< LOD	0.07

<b>Table 1 XRF Data</b>									
<b>Sample #</b>	<b>Sample Date</b>	<b>Sample Location<sup>1</sup></b>	<b>Component</b>	<b>Substrate</b>	<b>Color</b>	<b>Wall</b>	<b>Unit Number</b>	<b>XRF Reading (mg/cm<sup>2</sup>)</b>	<b>XRF Error (mg/cm<sup>2</sup>)</b>
1067	2/3/2010	3	WALL/MIDDLE	DRYWALL	WHITE	D	E-503	< LOD	0.07
1068	2/3/2010	4	WALL/MIDDLE	DRYWALL	WHITE	D	E-503	< LOD	0.03
1069	2/3/2010	4	WALL/MIDDLE	DRYWALL	WHITE	C	E-503	0.5	0.3
1070	2/3/2010	4	WALL/MIDDLE	DRYWALL	WHITE	B	E-503	0.4	0.2
1071	2/3/2010	4	WALL/MIDDLE	DRYWALL	WHITE	A	E-503	0.5	0.2
1072	2/3/2010	5	WALL/MIDDLE	DRYWALL	WHITE	A	E-503	< LOD	0.17
1073	2/3/2010	5	WALL/MIDDLE	DRYWALL	WHITE	B	E-503	< LOD	0.18
1074	2/3/2010	5	WALL/MIDDLE	DRYWALL	WHITE	E	E-503	< LOD	0.21
1075	2/3/2010	SHUTTER CAL						10.06	0
1076	2/3/2010	5	WALL/MIDDLE	DRYWALL	WHITE	E	E-503	< LOD	0.91
1077	2/3/2010	5	WALL/MIDDLE	DRYWALL	WHITE	F	E-503	< LOD	0.19
1078	2/3/2010	6	WALL/MIDDLE	DRYWALL	WHITE	A	E-503	< LOD	0.14
1079	2/3/2010	6	WALL/MIDDLE	DRYWALL	WHITE	B	E-503	< LOD	0.12
1080	2/3/2010	6	WALL/MIDDLE	DRYWALL	WHITE	C	E-503	< LOD	0.15
1081	2/3/2010	6	WALL/MIDDLE	DRYWALL	WHITE	D	E-503	< LOD	0.1
1082	2/3/2010	6	CEILING	DRYWALL	WHITE		E-503	< LOD	0.28

<b>Table 1 XRF Data</b>									
<b>Sample #</b>	<b>Sample Date</b>	<b>Sample Location<sup>1</sup></b>	<b>Component</b>	<b>Substrate</b>	<b>Color</b>	<b>Wall</b>	<b>Unit Number</b>	<b>XRF Reading (mg/cm<sup>2</sup>)</b>	<b>XRF Error (mg/cm<sup>2</sup>)</b>
1083	2/3/2010	5	CEILING	DRYWALL	WHITE		E-503	< LOD	0.19
1084	2/3/2010	4	CEILING	DRYWALL	WHITE		E-503	< LOD	0.03
1085	2/3/2010	3	CEILING	DRYWALL	WHITE		E-503	< LOD	0.04
1086	2/3/2010	2	CEILING	DRYWALL	WHITE		E-503	< LOD	0.28
1087	2/3/2010	1	CEILING	DRYWALL	WHITE		E-503	< LOD	0.13
1088	2/3/2010	1	CLST SHELF	WOOD	WHITE	F	E-503	< LOD	0.11
1089	2/3/2010	1	CLST SHELF	WOOD	WHITE	D	E-503	< LOD	0.51
1090	2/3/2010	3	CLST SHELF	WOOD	WHITE	B	E-503	< LOD	0.2
1091	2/3/2010	6	CLST SHELF	WOOD	WHITE	B	E-503	< LOD	0.14
1092	2/3/2010	5	CLST SHELF	WOOD	WHITE	B	E-503	0.25	0.11
1093	2/3/2010	5	CLST DOOR	WOOD	WHITE	B	E-503	< LOD	0.23
1094	2/3/2010	6	CLST DOOR	WOOD	WHITE	B	E-503	< LOD	1.35
2932	4/26/2010	6	CLST DOOR	WOOD	WHITE	B	E-503	0.15	0.06
1095	2/3/2010	6	CLST DR TRIM	WOOD	WHITE	B	E-503	< LOD	0.19
1096	2/3/2010	3	CLST DOOR	WOOD	WHITE	B	E-503	< LOD	0.22
1097	2/3/2010	1	CLST DOOR	WOOD	WHITE	D	E-503	< LOD	1.49

<b>Table 1 XRF Data</b>									
<b>Sample #</b>	<b>Sample Date</b>	<b>Sample Location<sup>1</sup></b>	<b>Component</b>	<b>Substrate</b>	<b>Color</b>	<b>Wall</b>	<b>Unit Number</b>	<b>XRF Reading (mg/cm<sup>2</sup>)</b>	<b>XRF Error (mg/cm<sup>2</sup>)</b>
2933	4/26/2010	1	CLST DOOR	WOOD	WHITE	D	E-503	0.15	0.07
1098	2/3/2010	1	CLST DR TRIM	WOOD	WHITE	F	E-503	< LOD	0.31
1099	2/3/2010	1	BASEBOARD	WOOD	WHITE	F	E-503	< LOD	0.16
1100	2/3/2010	6	BASEBOARD	WOOD	WHITE	B	E-503	< LOD	0.36
1101	2/3/2010	3	BASEBOARD	WOOD	WHITE	A	E-503	< LOD	0.46
1102	2/3/2010	5	BASEBOARD	WOOD	WHITE	A	E-503	< LOD	0.54
1103	2/3/2010	2	CBNT FRONT	METAL	WHITE	D	E-503	< LOD	0.03
1104	2/3/2010	2	RADIATOR	METAL	WHITE	B	E-503	< LOD	0.35
1105	2/3/2010	3	RADIATOR	METAL	WHITE	C	E-503	< LOD	0.1
1106	2/3/2010	5	RADIATOR	METAL	WHITE	A	E-503	< LOD	0.49
1107	2/3/2010	1	RADIATOR	METAL	WHITE	A	E-503	< LOD	0.25
1108	2/3/2010	1	WNDW TRIM	WOOD	WHITE	A	E-503	0.3	0.17
1109	2/3/2010	2	WNDW TRIM	WOOD	WHITE	C	E-503	< LOD	0.48
1110	2/3/2010	3	WNDW TRIM	WOOD	WHITE	C	E-503	< LOD	0.28
1111	2/3/2010	5	WNDW TRIM	WOOD	WHITE	A	E-503	< LOD	0.28
1112	2/3/2010	6	DOOR	WOOD	WHITE	A	E-503	< LOD	1.19

<b>Table 1 XRF Data</b>									
<b>Sample #</b>	<b>Sample Date</b>	<b>Sample Location<sup>1</sup></b>	<b>Component</b>	<b>Substrate</b>	<b>Color</b>	<b>Wall</b>	<b>Unit Number</b>	<b>XRF Reading (mg/cm<sup>2</sup>)</b>	<b>XRF Error (mg/cm<sup>2</sup>)</b>
2934	4/26/2010	6	DOOR	WOOD	WHITE	A	E-503	0.16	0.07
1113	2/3/2010	6	DR. TRIM	WOOD	WHITE	D	E-503	< LOD	0.24
1114	2/3/2010	6	DR. CASING LF	WOOD	WHITE	C	E-503	< LOD	0.42
1115	2/3/2010	srm2573	CALIBRATE - FRONT					1	0.1
1116	2/4/2010	SHUTTER CAL						10.23	0
1117	2/4/2010	srm2571	CALIBRATE - FRONT					4	0.2
1118	2/4/2010	1	WALL/MIDDLE	DRYWALL	WHITE	A	G-701	< LOD	0.37
1119	2/4/2010	1	WALL/MIDDLE	DRYWALL	WHITE	B	G-701	< LOD	0.22
1120	2/4/2010	1	WALL/MIDDLE	DRYWALL	WHITE	E	G-701	< LOD	0.17
1121	2/4/2010	1	WALL/MIDDLE	DRYWALL	WHITE	F	G-701	< LOD	0.1
1122	2/4/2010	2	CBNT FRONT	WOOD	WHITE	A	G-701	< LOD	1.54
2935	4/26/2010	2	CBNT FRONT	WOOD	WHITE	A	G-701	0.19	0.12
1123	2/4/2010	2	WALL/MIDDLE	DRYWALL	WHITE	B	G-701	< LOD	0.12
1124	2/4/2010	2	WALL/MIDDLE	DRYWALL	WHITE	C	G-701	< LOD	0.06
1125	2/4/2010	2	WALL/MIDDLE	DRYWALL	WHITE	D	G-701	< LOD	0.06
1126	2/4/2010	3	WALL/MIDDLE	DRYWALL	WHITE	C	G-701	< LOD	0.16

<b>Table 1 XRF Data</b>									
<b>Sample #</b>	<b>Sample Date</b>	<b>Sample Location<sup>1</sup></b>	<b>Component</b>	<b>Substrate</b>	<b>Color</b>	<b>Wall</b>	<b>Unit Number</b>	<b>XRF Reading (mg/cm<sup>2</sup>)</b>	<b>XRF Error (mg/cm<sup>2</sup>)</b>
1127	2/4/2010	3	WALL/MIDDLE	DRYWALL	WHITE	D	G-701	< LOD	0.1
1128	2/4/2010	3	WALL/MIDDLE	DRYWALL	WHITE	E	G-701	< LOD	0.03
1129	2/4/2010	3	WALL/MIDDLE	DRYWALL	WHITE	F	G-701	< LOD	0.4
1130	2/4/2010	4	WALL/MIDDLE	DRYWALL	WHITE	B	G-701	< LOD	0.47
1131	2/4/2010	4	WALL/MIDDLE	DRYWALL	WHITE	C	G-701	< LOD	0.35
1132	2/4/2010	4	WALL/MIDDLE	DRYWALL	WHITE	D	G-701	< LOD	0.16
1133	2/4/2010	4	WALL/MIDDLE	DRYWALL	WHITE	E	G-701	< LOD	0.17
1134	2/4/2010	5	WALL/MIDDLE	DRYWALL	WHITE	A	G-701	< LOD	0.45
1135	2/4/2010	5	WALL/MIDDLE	DRYWALL	WHITE	B	G-701	0.4	0.2
1136	2/4/2010	5	WALL/MIDDLE	DRYWALL	WHITE	C	G-701	< LOD	0.12
1137	2/4/2010	6	WALL/MIDDLE	DRYWALL	WHITE	A	G-701	< LOD	0.26
1138	2/4/2010	6	WALL/MIDDLE	DRYWALL	WHITE	B	G-701	< LOD	0.2
1139	2/4/2010	6	WALL/MIDDLE	DRYWALL	WHITE	C	G-701	< LOD	0.25
1140	2/4/2010	6	WALL/MIDDLE	DRYWALL	WHITE	D	G-701	< LOD	0.24
1141	2/4/2010	7	WALL/MIDDLE	DRYWALL	WHITE	A	G-701	< LOD	0.05
1142	2/4/2010	7	WALL/MIDDLE	DRYWALL	WHITE	B	G-701	< LOD	0.1

<b>Table 1 XRF Data</b>									
<b>Sample #</b>	<b>Sample Date</b>	<b>Sample Location<sup>1</sup></b>	<b>Component</b>	<b>Substrate</b>	<b>Color</b>	<b>Wall</b>	<b>Unit Number</b>	<b>XRF Reading (mg/cm<sup>2</sup>)</b>	<b>XRF Error (mg/cm<sup>2</sup>)</b>
1143	2/4/2010	7	WALL/MIDDLE	DRYWALL	WHITE	C	G-701	< LOD	0.17
1144	2/4/2010	7	WALL/MIDDLE	DRYWALL	WHITE	E	G-701	< LOD	0.16
1145	2/4/2010	7	CEILING	DRYWALL	WHITE		G-701	< LOD	0.15
1146	2/4/2010	6	CEILING	DRYWALL	WHITE		G-701	< LOD	0.09
1147	2/4/2010	5	CEILING	DRYWALL	WHITE		G-701	< LOD	0.03
1148	2/4/2010	4	CEILING	DRYWALL	WHITE		G-701	< LOD	0.18
1149	2/4/2010	3	CEILING	DRYWALL	WHITE		G-701	< LOD	0.12
1150	2/4/2010	2	CEILING	DRYWALL	WHITE		G-701	< LOD	0.09
1151	2/4/2010	1	CEILING	DRYWALL	WHITE		G-701	< LOD	0.04
1152	2/4/2010	1	CLST SHELF	WOOD	WHITE	F	G-701	< LOD	0.18
1153	2/4/2010	1	CLST SHELF	WOOD	WHITE	D	G-701	< LOD	0.06
1154	2/4/2010	3	CLST SHELF	WOOD	WHITE	C	G-701	< LOD	0.22
1155	2/4/2010	4	CLST SHELF	WOOD	WHITE	E	G-701	< LOD	0.11
1156	2/4/2010	6	CLST SHELF	WOOD	WHITE	B	G-701	< LOD	0.07
1157	2/4/2010	7	CLST SHELF	WOOD	WHITE	C	G-701	< LOD	0.18
1158	2/4/2010	7	CLST DOOR	WOOD	WHITE	C	G-701	< LOD	1.33

<b>Table 1 XRF Data</b>									
<b>Sample #</b>	<b>Sample Date</b>	<b>Sample Location<sup>1</sup></b>	<b>Component</b>	<b>Substrate</b>	<b>Color</b>	<b>Wall</b>	<b>Unit Number</b>	<b>XRF Reading (mg/cm<sup>2</sup>)</b>	<b>XRF Error (mg/cm<sup>2</sup>)</b>
2936	4/26/2010	7	CLST DOOR	WOOD	WHITE	C	G-701	0.18	0.08
1159	2/4/2010	7	CLST DR TRIM	WOOD	WHITE	C	G-701	< LOD	0.55
1160	2/4/2010	6	CLST DOOR	WOOD	WHITE	B	G-701	< LOD	0.26
1161	2/4/2010	4	CLST DOOR	WOOD	WHITE	E	G-701	< LOD	0.6
1162	2/4/2010	3	CLST DOOR	WOOD	WHITE	C	G-701	< LOD	1.35
2937	4/26/2010	3	CLST DOOR	WOOD	WHITE	C	G-701	0.24	0.12
1163	2/4/2010	3	CLST DR TRIM	WOOD	WHITE	C	G-701	< LOD	0.25
1164	2/4/2010	1	CLST DR TRIM	WOOD	WHITE	D	G-701	< LOD	0.43
1165	2/4/2010	1	CLST DOOR	WOOD	WHITE	F	G-701	< LOD	1.17
2938	4/26/2010	1	CLST DOOR	WOOD	WHITE	F	G-701	0.19	0.12
1166	2/4/2010	SHUTTER CAL						10.23	0
1167	2/4/2010	5	WALL SHELF	WOOD	WHITE	C	G-701	< LOD	0.58
1168	2/4/2010	2	RADIATOR	METAL	WHITE	B	G-701	< LOD	0.25
1169	2/4/2010	1	RADIATOR	METAL	WHITE	A	G-701	< LOD	0.31
1170	2/4/2010	3	RADIATOR	METAL	WHITE	E	G-701	< LOD	0.32
1171	2/4/2010	4	RADIATOR	METAL	WHITE	C	G-701	< LOD	0.24

<b>Table 1 XRF Data</b>									
<b>Sample #</b>	<b>Sample Date</b>	<b>Sample Location<sup>1</sup></b>	<b>Component</b>	<b>Substrate</b>	<b>Color</b>	<b>Wall</b>	<b>Unit Number</b>	<b>XRF Reading (mg/cm<sup>2</sup>)</b>	<b>XRF Error (mg/cm<sup>2</sup>)</b>
1172	2/4/2010	6	RADIATOR	METAL	WHITE	A	G-701	< LOD	0.27
1173	2/4/2010	6	WNDW TRIM	WOOD	WHITE	A	G-701	< LOD	0.4
1174	2/4/2010	3	WNDW TRIM	WOOD	WHITE	C	G-701	< LOD	0.66
1175	2/4/2010	3	WNDW TRIM	WOOD	WHITE	E	G-701	< LOD	0.28
1176	2/4/2010	2	WNDW TRIM	WOOD	WHITE	C	G-701	< LOD	0.6
1177	2/4/2010	1	WNDW TRIM	WOOD	WHITE	A	G-701	< LOD	0.36
1178	2/4/2010	1	DOOR	WOOD	WHITE	A	G-701	< LOD	0.37
1179	2/4/2010	1	DR. TRIM	WOOD	WHITE	A	G-701	< LOD	0.22
1180	2/4/2010	7	DR. TRIM	WOOD	WHITE	A	G-701	< LOD	0.33
1181	2/4/2010	7	DOOR	WOOD	WHITE	D	G-701	< LOD	1.75
2939	4/26/2010	7	DOOR	WOOD	WHITE	D	G-701	0.19	0.09
1182	2/4/2010	7	DR. CASING LF	WOOD	WHITE	E	G-701	< LOD	0.41
1183	2/4/2010	srm2572	CALIBRATE - FRONT					1.6	0.2
1184	2/4/2010	1	WALL/MIDDLE	DRYWALL	WHITE	B	E-505	0.07	0.05
1185	2/4/2010	1	CBNT BACK	WOOD	WHITE	C	E-505	0.3	0.35
1186	2/4/2010	1	WALL/MIDDLE	DRYWALL	WHITE	D	E-505	0.18	0.22

<b>Table 1 XRF Data</b>									
<b>Sample #</b>	<b>Sample Date</b>	<b>Sample Location<sup>1</sup></b>	<b>Component</b>	<b>Substrate</b>	<b>Color</b>	<b>Wall</b>	<b>Unit Number</b>	<b>XRF Reading (mg/cm<sup>2</sup>)</b>	<b>XRF Error (mg/cm<sup>2</sup>)</b>
1187	2/4/2010	1	WALL/MIDDLE	DRYWALL	WHITE	F	E-505	0.16	0.12
1188	2/4/2010	2	CBNT FRONT	WOOD	WHITE	A	E-505	0.21	0.2
1189	2/4/2010	2	WALL/MIDDLE	DRYWALL	WHITE	B	E-505	0.18	0.22
1190	2/4/2010	2	WALL/MIDDLE	DRYWALL	WHITE	C	E-505	0.18	0.18
1191	2/4/2010	2	WALL/MIDDLE	DRYWALL	WHITE	D	E-505	0.09	0.14
1192	2/4/2010	3	WALL/MIDDLE	DRYWALL	WHITE	A	E-505	0.1	0.21
1193	2/4/2010	3	WALL/MIDDLE	DRYWALL	WHITE	B	E-505	0.15	0.16
1194	2/4/2010	3	WALL/MIDDLE	DRYWALL	WHITE	C	E-505	0.04	0.06
1195	2/4/2010	3	WALL/MIDDLE	DRYWALL	WHITE	D	E-505	0.04	0.06
1196	2/4/2010	4	WALL/MIDDLE	DRYWALL	WHITE	D	E-505	0.09	0.09
1197	2/4/2010	4	WALL/MIDDLE	DRYWALL	WHITE	C	E-505	0.11	0.06
1198	2/4/2010	4	WALL/MIDDLE	DRYWALL	WHITE	B	E-505	0.17	0.17
1199	2/4/2010	4	WALL/MIDDLE	DRYWALL	WHITE	A	E-505	0.08	0.05
1200	2/4/2010	5	WALL/MIDDLE	DRYWALL	WHITE	A	E-505	0.08	0.12
1201	2/4/2010	5	WALL/MIDDLE	DRYWALL	WHITE	B	E-505	0.07	0.14
1202	2/4/2010	5	WALL/MIDDLE	DRYWALL	WHITE	E	E-505	0.05	0.07

<b>Table 1 XRF Data</b>									
<b>Sample #</b>	<b>Sample Date</b>	<b>Sample Location<sup>1</sup></b>	<b>Component</b>	<b>Substrate</b>	<b>Color</b>	<b>Wall</b>	<b>Unit Number</b>	<b>XRF Reading (mg/cm<sup>2</sup>)</b>	<b>XRF Error (mg/cm<sup>2</sup>)</b>
1203	2/4/2010	5	WALL/MIDDLE	DRYWALL	WHITE	F	E-505	0.06	0.13
1204	2/4/2010	6	WALL/MIDDLE	DRYWALL	WHITE	A	E-505	0.05	0.07
1205	2/4/2010	6	WALL/MIDDLE	DRYWALL	WHITE	B	E-505	0.14	0.18
1206	2/4/2010	6	WALL/MIDDLE	DRYWALL	WHITE	D	E-505	0.16	0.23
1207	2/4/2010	6	WALL/MIDDLE	DRYWALL	WHITE	E	E-505	0.02	0.03
1208	2/4/2010	6	CEILING	DRYWALL	WHITE		E-505	0.11	0.13
1209	2/4/2010	5	CEILING	DRYWALL	WHITE		E-505	0.07	0.12
1210	2/4/2010	4	CEILING	DRYWALL	WHITE		E-505	0.11	0.11
1211	2/4/2010	3	CEILING	DRYWALL	WHITE		E-505	0.04	0.07
1212	2/4/2010	2	CEILING	DRYWALL	WHITE		E-505	0.06	0.1
1213	2/4/2010	1	CEILING	DRYWALL	WHITE		E-505	0.1	0.07
1214	2/4/2010	1	CLST SHELF	WOOD	WHITE	D	E-505	0.13	0.13
1215	2/4/2010	3	CLST SHELF	WOOD	WHITE	B	E-505	0.17	0.17
1216	2/4/2010	SHUTTER CAL						8.98	0
1217	2/4/2010	5	CLST SHELF	WOOD	WHITE	B	E-505	< LOD	0.24
1218	2/4/2010	6	CLST SHELF	WOOD	WHITE	C	E-505	< LOD	0.08

<b>Table 1 XRF Data</b>									
<b>Sample #</b>	<b>Sample Date</b>	<b>Sample Location<sup>1</sup></b>	<b>Component</b>	<b>Substrate</b>	<b>Color</b>	<b>Wall</b>	<b>Unit Number</b>	<b>XRF Reading (mg/cm<sup>2</sup>)</b>	<b>XRF Error (mg/cm<sup>2</sup>)</b>
1219	2/4/2010	6	CLST DOOR	WOOD	WHITE	C	E-505	< LOD	1.08
2940	4/26/2010	6	CLST DOOR	WOOD	WHITE	C	E-505	0.25	0.12
1220	2/4/2010	6	CLST DR TRIM	WOOD	WHITE	C	E-505	< LOD	0.27
1221	2/4/2010	5	CLST DOOR	WOOD	WHITE	B	E-505	< LOD	0.44
1222	2/4/2010	3	CLST DOOR	WOOD	WHITE	B	E-505	< LOD	0.25
1223	2/4/2010	1	CLST DOOR	WOOD	WHITE	F	E-505	< LOD	1.28
2941	4/26/2010	1	CLST DOOR	WOOD	WHITE	F	E-505	0.26	0.11
1224	2/4/2010	1	CLST DR TRIM	WOOD	WHITE	F	E-505	< LOD	0.35
1225	2/4/2010	4	WALL SHELF	WOOD	WHITE	A	E-505	< LOD	0.18
1226	2/4/2010	6	BASEBOARD	WOOD	WHITE	E	E-505	< LOD	0.42
1227	2/4/2010	5	BASEBOARD	WOOD	WHITE	C	E-505	< LOD	0.25
1228	2/4/2010	3	BASEBOARD	WOOD	WHITE	C	E-505	< LOD	0.36
1229	2/4/2010	1	BASEBOARD	WOOD	WHITE	C	E-505	< LOD	0.19
1230	2/4/2010	2	CBNT FRONT	METAL	WHITE	C	E-505	< LOD	0.03
1231	2/4/2010	2	RADIATOR	METAL	WHITE	B	E-505	< LOD	0.34
1232	2/4/2010	3	RADIATOR	METAL	WHITE	C	E-505	< LOD	0.2

Table 1 XRF Data									
Sample #	Sample Date	Sample Location <sup>1</sup>	Component	Substrate	Color	Wall	Unit Number	XRF Reading (mg/cm <sup>2</sup> )	XRF Error (mg/cm <sup>2</sup> )
1233	2/4/2010	5	RADIATOR	METAL	WHITE	A	E-505	< LOD	0.09
1234	2/4/2010	1	RADIATOR	METAL	WHITE	A	E-505	< LOD	0.22
1235	2/4/2010	1	WNDW TRIM	WOOD	WHITE	A	E-505	< LOD	0.34
1236	2/4/2010	2	WNDW TRIM	WOOD	WHITE	C	E-505	< LOD	0.38
1237	2/4/2010	3	WNDW TRIM	WOOD	WHITE	C	E-505	< LOD	0.42
1238	2/4/2010	5	WNDW TRIM	WOOD	WHITE	A	E-505	< LOD	0.6
1239	2/4/2010	6	DOOR	WOOD	WHITE	A	E-505	< LOD	0.22
1240	2/4/2010	6	DR. CASING LF	WOOD	WHITE	D	E-505	< LOD	0.39
1241	2/4/2010	6	DR. TRIM	WOOD	WHITE	E	E-505	< LOD	0.38
1242	2/4/2010	1	DR. TRIM	WOOD	WHITE	A	E-505	< LOD	0.26
1243	2/4/2010	1	DOOR	WOOD	WHITE	A	E-505	< LOD	0.24
1244	2/4/2010	srm2573	CALIBRATE - FRONT					1.1	0.1
1245	2/4/2010	1	WALL/MIDDLE	DRYWALL	WHITE	B	E-506	0.01	0.02
1246	2/4/2010	1	WALL/MIDDLE	DRYWALL	WHITE	D	E-506	0.03	0.12
1247	2/4/2010	1	CBNT BACK	WOOD	WHITE	E	E-506	0.14	0.23
1248	2/4/2010	1	WALL/MIDDLE	DRYWALL	WHITE	F	E-506	0.03	0.09

<b>Table 1 XRF Data</b>									
<b>Sample #</b>	<b>Sample Date</b>	<b>Sample Location<sup>1</sup></b>	<b>Component</b>	<b>Substrate</b>	<b>Color</b>	<b>Wall</b>	<b>Unit Number</b>	<b>XRF Reading (mg/cm<sup>2</sup>)</b>	<b>XRF Error (mg/cm<sup>2</sup>)</b>
1249	2/4/2010	2	WALL/MIDDLE	DRYWALL	WHITE	A	E-506	0.09	0.17
1250	2/4/2010	2	WALL/MIDDLE	DRYWALL	WHITE	B	E-506	0.13	0.23
1251	2/4/2010	2	WALL/MIDDLE	DRYWALL	WHITE	C	E-506	0.06	0.1
1252	2/4/2010	2	WALL/MIDDLE	DRYWALL	WHITE	F	E-506	0.03	0.05
1253	2/4/2010	3	WALL/MIDDLE	DRYWALL	WHITE	A	E-506	0.14	0.18
1254	2/4/2010	3	WALL/MIDDLE	DRYWALL	WHITE	B	E-506	0.26	0.27
1255	2/4/2010	3	WALL/MIDDLE	DRYWALL	WHITE	C	E-506	0.15	0.14
1256	2/4/2010	3	WALL/MIDDLE	DRYWALL	WHITE	D	E-506	0.3	0.2
1257	2/4/2010	4	WALL/MIDDLE	DRYWALL	WHITE	D	E-506	0	0.02
1258	2/4/2010	4	WALL/MIDDLE	DRYWALL	WHITE	C	E-506	0.06	0.14
1259	2/4/2010	4	WALL/MIDDLE	DRYWALL	WHITE	B	E-506	< LOD	0
1260	2/4/2010	4	WALL/MIDDLE	DRYWALL	WHITE	A	E-506	0.01	0.02
1261	2/4/2010	5	CBNT FRONT	WOOD	WHITE	A	E-506	0.22	0.2
1262	2/4/2010	5	WALL/MIDDLE	DRYWALL	WHITE	B	E-506	0.06	0.09
1263	2/4/2010	5	WALL/MIDDLE	DRYWALL	WHITE	C	E-506	0.1	0.13
1264	2/4/2010	5	WALL/MIDDLE	DRYWALL	WHITE	D	E-506	0.07	0.09

<b>Table 1 XRF Data</b>									
<b>Sample #</b>	<b>Sample Date</b>	<b>Sample Location<sup>1</sup></b>	<b>Component</b>	<b>Substrate</b>	<b>Color</b>	<b>Wall</b>	<b>Unit Number</b>	<b>XRF Reading (mg/cm<sup>2</sup>)</b>	<b>XRF Error (mg/cm<sup>2</sup>)</b>
1265	2/4/2010	SHUTTER CAL						9.52	0
1266	2/4/2010	6	WALL/MIDDLE	DRYWALL	WHITE	B	E-506	< LOD	0.07
1267	2/4/2010	6	WALL/MIDDLE	DRYWALL	WHITE	C	E-506	< LOD	0.03
1268	2/4/2010	6	WALL/MIDDLE	DRYWALL	WHITE	D	E-506	< LOD	0.03
1269	2/4/2010	6	WALL/MIDDLE	DRYWALL	WHITE	E	E-506	< LOD	0.04
1270	2/4/2010	6	CEILING	DRYWALL	WHITE		E-506	< LOD	0.12
1271	2/4/2010	6	CEILING	DRYWALL	WHITE		E-506	< LOD	0.03
1272	2/4/2010	5	CEILING	DRYWALL	WHITE		E-506	< LOD	0.05
1273	2/4/2010	4	CEILING	DRYWALL	WHITE		E-506	< LOD	0.04
1274	2/4/2010	3	CEILING	DRYWALL	WHITE		E-506	< LOD	0.4
1275	2/4/2010	2	CEILING	DRYWALL	WHITE		E-506	< LOD	0.09
1276	2/4/2010	1	CEILING	DRYWALL	WHITE		E-506	< LOD	0.15
1277	2/4/2010	1	CLST SHELF	WOOD	WHITE	B	E-506	< LOD	0.12
1278	2/4/2010	2	CLST SHELF	WOOD	WHITE	F	E-506	< LOD	0.34
1279	2/4/2010	4	CLST SHELF	WOOD	WHITE	D	E-506	< LOD	0.15
1280	2/4/2010	4	CLST DOOR	WOOD	WHITE	D	E-506	< LOD	0.03

<b>Table 1 XRF Data</b>									
<b>Sample #</b>	<b>Sample Date</b>	<b>Sample Location<sup>1</sup></b>	<b>Component</b>	<b>Substrate</b>	<b>Color</b>	<b>Wall</b>	<b>Unit Number</b>	<b>XRF Reading (mg/cm<sup>2</sup>)</b>	<b>XRF Error (mg/cm<sup>2</sup>)</b>
1281	2/4/2010	2	CLST DOOR	WOOD	WHITE	F	E-506	< LOD	0.1
1282	2/4/2010	1	CLST DOOR	WOOD	WHITE	D	E-506	< LOD	1.2
2942	4/26/2010	1	CLST DOOR	WOOD	WHITE	D	E-506	0.13	0.07
1283	2/4/2010	1	CLST DR TRIM	WOOD	WHITE	D	E-506	< LOD	0.48
1284	2/4/2010	3	WALL SHELF	WOOD	WHITE	A	E-506	< LOD	0.16
1285	2/4/2010	1	BASEBOARD	WOOD	WHITE	B	E-506	< LOD	0.07
1286	2/4/2010	2	BASEBOARD	WOOD	WHITE	B	E-506	< LOD	0.49
1287	2/4/2010	4	BASEBOARD	WOOD	WHITE	B	E-506	< LOD	0.16
1288	2/4/2010	6	BASEBOARD	WOOD	WHITE	B	E-506	< LOD	0.06
1289	2/4/2010	5	CBNT FRONT	METAL	WHITE	C	E-506	< LOD	0.03
1290	2/4/2010	5	RADIATOR	METAL	WHITE	D	E-506	< LOD	0.12
1291	2/4/2010	4	RADIATOR	METAL	WHITE	C	E-506	< LOD	0.22
1292	2/4/2010	2	RADIATOR	METAL	WHITE	A	E-506	< LOD	0.27
1293	2/4/2010	1	RADIATOR	METAL	WHITE	A	E-506	< LOD	0.1
1294	2/4/2010	1	WNDW TRIM	WOOD	WHITE	A	E-506	< LOD	0.23
1295	2/4/2010	2	WNDW TRIM	WOOD	WHITE	A	E-506	< LOD	0.46

<b>Table 1 XRF Data</b>									
<b>Sample #</b>	<b>Sample Date</b>	<b>Sample Location<sup>1</sup></b>	<b>Component</b>	<b>Substrate</b>	<b>Color</b>	<b>Wall</b>	<b>Unit Number</b>	<b>XRF Reading (mg/cm<sup>2</sup>)</b>	<b>XRF Error (mg/cm<sup>2</sup>)</b>
1296	2/4/2010	4	WNDW TRIM	WOOD	WHITE	C	E-506	< LOD	0.33
1297	2/4/2010	5	WNDW TRIM	WOOD	WHITE	C	E-506	< LOD	0.25
1298	2/4/2010	1	DR. TRIM	WOOD	WHITE	A	E-506	< LOD	0.35
1299	2/4/2010	1	DOOR	WOOD	WHITE	A	E-506	< LOD	0.18
1300	2/4/2010	6	DOOR	WOOD	WHITE	A	E-506	< LOD	0.23
1301	2/4/2010	6	DR. CASING LF	WOOD	WHITE	B	E-506	< LOD	0.13
1302	2/4/2010	6	DR. TRIM	WOOD	WHITE	C	E-506	< LOD	0.18
1303	2/4/2010	sm2574	CALIBRATE - FRONT					0.7	0.1
1304	2/4/2010	1	WALL/MIDDLE	DRYWALL	WHITE	B	F-601	0.02	0.05
1305	2/4/2010	1	WALL/MIDDLE	DRYWALL	WHITE	D	F-601	0.02	0.05
1306	2/4/2010	1	CBNT BACK	WOOD	WHITE	E	F-601	0.22	0.35
1307	2/4/2010	1	CBNT BACK	WOOD	WHITE	F	F-601	0.01	0.02
1308	2/4/2010	2	WALL/MIDDLE	DRYWALL	WHITE	A	F-601	0.06	0.09
1309	2/4/2010	2	WALL/MIDDLE	DRYWALL	WHITE	B	F-601	0.05	0.08
1310	2/4/2010	2	WALL/MIDDLE	DRYWALL	WHITE	C	F-601	0.06	0.1
1311	2/4/2010	2	WALL/MIDDLE	DRYWALL	WHITE	F	F-601	0.17	0.16

<b>Table 1 XRF Data</b>									
<b>Sample #</b>	<b>Sample Date</b>	<b>Sample Location<sup>1</sup></b>	<b>Component</b>	<b>Substrate</b>	<b>Color</b>	<b>Wall</b>	<b>Unit Number</b>	<b>XRF Reading (mg/cm<sup>2</sup>)</b>	<b>XRF Error (mg/cm<sup>2</sup>)</b>
1312	2/4/2010	SHUTTER CAL						9.5	0
1313	2/4/2010	3	WALL/MIDDLE	DRYWALL	WHITE	A	F-601	< LOD	0.21
1314	2/4/2010	3	WALL/MIDDLE	DRYWALL	WHITE	B	F-601	< LOD	0.1
1315	2/4/2010	3	WALL/MIDDLE	DRYWALL	WHITE	C	F-601	< LOD	0.3
1316	2/4/2010	3	WALL/MIDDLE	DRYWALL	WHITE	D	F-601	< LOD	0.08
1317	2/4/2010	4	WALL/MIDDLE	DRYWALL	WHITE	D	F-601	< LOD	0.04
1318	2/4/2010	4	WALL/MIDDLE	DRYWALL	WHITE	C	F-601	< LOD	0.04
1319	2/4/2010	4	WALL/MIDDLE	DRYWALL	WHITE	B	F-601	< LOD	0.03
1320	2/4/2010	4	WALL/MIDDLE	DRYWALL	WHITE	A	F-601	< LOD	0.03
1321	2/4/2010	5	CBNT FRONT	WOOD	WHITE	A	F-601	< LOD	0.16
1322	2/4/2010	5	WALL/MIDDLE	DRYWALL	WHITE	B	F-601	< LOD	0.14
1323	2/4/2010	5	WALL/MIDDLE	DRYWALL	WHITE	C	F-601	< LOD	0.09
1324	2/4/2010	5	WALL/MIDDLE	DRYWALL	WHITE	D	F-601	< LOD	0.1
1325	2/4/2010	6	WALL/MIDDLE	DRYWALL	WHITE	B	F-601	< LOD	0.19
1326	2/4/2010	6	WALL/MIDDLE	DRYWALL	WHITE	C	F-601	< LOD	1.3
2943	4/26/2010	6	WALL/MIDDLE	DRYWALL	WHITE	C	F-601	0.03	0.03

<b>Table 1 XRF Data</b>									
<b>Sample #</b>	<b>Sample Date</b>	<b>Sample Location<sup>1</sup></b>	<b>Component</b>	<b>Substrate</b>	<b>Color</b>	<b>Wall</b>	<b>Unit Number</b>	<b>XRF Reading (mg/cm<sup>2</sup>)</b>	<b>XRF Error (mg/cm<sup>2</sup>)</b>
1327	2/4/2010	6	WALL/MIDDLE	DRYWALL	WHITE	D	F-601	< LOD	0.18
1328	2/4/2010	6	WALL/MIDDLE	DRYWALL	WHITE	E	F-601	< LOD	0.07
1329	2/4/2010	6	CEILING	DRYWALL	WHITE		F-601	< LOD	0.05
1330	2/4/2010	5	CEILING	DRYWALL	WHITE		F-601	< LOD	0.08
1331	2/4/2010	4	CEILING	DRYWALL	WHITE		F-601	< LOD	0.03
1332	2/4/2010	3	CEILING	DRYWALL	WHITE		F-601	< LOD	0.18
1333	2/4/2010	2	CEILING	DRYWALL	WHITE		F-601	< LOD	0.25
1334	2/4/2010	1	CEILING	DRYWALL	WHITE		F-601	< LOD	0.25
1335	2/4/2010	1	CLST SHELF	WOOD	WHITE	B	F-601	< LOD	0.17
1336	2/4/2010	2	CLST SHELF	WOOD	WHITE	F	F-601	< LOD	0.28
1337	2/4/2010	4	CLST SHELF	WOOD	WHITE	D	F-601	< LOD	0.45
1338	2/4/2010	6	CLST SHELF	WOOD	WHITE	D	F-601	< LOD	0.13
1339	2/4/2010	6	CLST DOOR	WOOD	WHITE	D	F-601	< LOD	1.31
2944	4/26/2010	6	CLST DOOR	WOOD	WHITE	D	F-601	0.15	0.08
1340	2/4/2010	6	CLST DR TRIM	WOOD	WHITE	D	F-601	< LOD	0.75
1341	2/4/2010	2	CLST DOOR	WOOD	WHITE	F	F-601	< LOD	0.18

<b>Table 1 XRF Data</b>									
<b>Sample #</b>	<b>Sample Date</b>	<b>Sample Location<sup>1</sup></b>	<b>Component</b>	<b>Substrate</b>	<b>Color</b>	<b>Wall</b>	<b>Unit Number</b>	<b>XRF Reading (mg/cm<sup>2</sup>)</b>	<b>XRF Error (mg/cm<sup>2</sup>)</b>
1342	2/4/2010	1	CLST DOOR	WOOD	WHITE	D	F-601	< LOD	0.32
1343	2/4/2010	1	CLST DR TRIM	WOOD	WHITE	D	F-601	< LOD	0.19
1344	2/4/2010	3	WALL SHELF	WOOD	WHITE	A	F-601	< LOD	0.15
1345	2/4/2010	6	BASEBOARD	WOOD	WHITE	A	F-601	< LOD	0.42
1346	2/4/2010	4	BASEBOARD	WOOD	WHITE	A	F-601	< LOD	0.43
1347	2/4/2010	2	BASEBOARD	WOOD	WHITE	B	F-601	< LOD	0.3
1348	2/4/2010	1	BASEBOARD	WOOD	WHITE	B	F-601	< LOD	0.26
1349	2/4/2010	5	CBNT FRONT	METAL	WHITE	C	F-601	< LOD	0.03
1350	2/4/2010	5	RADIATOR	METAL	WHITE	D	F-601	< LOD	0.47
1351	2/4/2010	4	RADIATOR	METAL	WHITE	C	F-601	< LOD	0.21
1352	2/4/2010	2	RADIATOR	METAL	WHITE	A	F-601	< LOD	0.18
1353	2/4/2010	1	RADIATOR	METAL	WHITE	A	F-601	< LOD	0.28
1354	2/4/2010	1	WNDW TRIM	WOOD	WHITE	A	F-601	< LOD	0.47
1355	2/4/2010	2	WNDW TRIM	WOOD	WHITE	A	F-601	< LOD	0.36
1356	2/4/2010	4	WNDW TRIM	WOOD	WHITE	C	F-601	< LOD	0.22
1357	2/4/2010	5	WNDW TRIM	WOOD	WHITE	C	F-601	< LOD	0.31

Table 1 XRF Data									
Sample #	Sample Date	Sample Location <sup>1</sup>	Component	Substrate	Color	Wall	Unit Number	XRF Reading (mg/cm <sup>2</sup> )	XRF Error (mg/cm <sup>2</sup> )
1358	2/4/2010	1	DOOR	WOOD	WHITE	A	F-601	< LOD	0.36
1359	2/4/2010	1	DR. TRIM	WOOD	WHITE	A	F-601	0.28	0.17
1360	2/4/2010	SHUTTER CAL						9.51	0
1361	2/4/2010	6	DOOR	WOOD	WHITE	A	F-601	< LOD	0.26
1362	2/4/2010	6	DR. TRIM	WOOD	WHITE	B	F-601	< LOD	0.27
1363	2/4/2010	6	DR. CASING LF	WOOD	WHITE	C	F-601	< LOD	0.17
1364	2/4/2010	srm2575	CALIBRATE - FRONT					0.3	0.12
1365	2/4/2010	1	WALL/MIDDLE	DRYWALL	WHITE	B	F-603	0.05	0.05
1366	2/4/2010	1	WALL/MIDDLE	DRYWALL	WHITE	D	F-603	0.06	0.11
1367	2/4/2010	1	CBNT BACK	WOOD	WHITE	E	F-603	0.14	0.21
1368	2/4/2010	1	CBNT BACK	WOOD	WHITE	F	F-603	0.1	0.14
1369	2/4/2010	2	WALL/MIDDLE	DRYWALL	WHITE	A	F-603	0.13	0.12
1370	2/4/2010	2	WALL/MIDDLE	DRYWALL	WHITE	B	F-603	0.13	0.12
1371	2/4/2010	2	WALL/MIDDLE	DRYWALL	WHITE	C	F-603	0.22	0.24
1372	2/4/2010	2	WALL/MIDDLE	DRYWALL	WHITE	F	F-603	0.05	0.07
1373	2/4/2010	3	WALL/MIDDLE	DRYWALL	WHITE	A	F-603	0.18	0.63

<b>Table 1 XRF Data</b>									
<b>Sample #</b>	<b>Sample Date</b>	<b>Sample Location<sup>1</sup></b>	<b>Component</b>	<b>Substrate</b>	<b>Color</b>	<b>Wall</b>	<b>Unit Number</b>	<b>XRF Reading (mg/cm<sup>2</sup>)</b>	<b>XRF Error (mg/cm<sup>2</sup>)</b>
1374	2/4/2010	3	WALL/MIDDLE	DRYWALL	WHITE	B	F-603	0.25	0.15
1375	2/4/2010	3	WALL/MIDDLE	DRYWALL	WHITE	C	F-603	0.21	0.18
1376	2/4/2010	3	WALL/MIDDLE	DRYWALL	WHITE	D	F-603	0.15	0.22
1377	2/4/2010	4	WALL/MIDDLE	DRYWALL	WHITE	D	F-603	0.04	0.06
1378	2/4/2010	4	WALL/MIDDLE	DRYWALL	WHITE	C	F-603	0.1	0.19
1379	2/4/2010	4	WALL/MIDDLE	DRYWALL	WHITE	B	F-603	0.09	0.19
1380	2/4/2010	4	WALL/MIDDLE	DRYWALL	WHITE	A	F-603	0.07	0.07
1381	2/4/2010	5	CBNT FRONT	WOOD	WHITE	A	F-603	0.4	0.3
1382	2/4/2010	5	WALL/MIDDLE	DRYWALL	WHITE	B	F-603	0.07	0.08
1383	2/4/2010	5	WALL/MIDDLE	DRYWALL	WHITE	C	F-603	0.09	0.07
1384	2/4/2010	5	WALL/MIDDLE	DRYWALL	WHITE	D	F-603	0.13	0.16
1385	2/4/2010	6	WALL/MIDDLE	DRYWALL	WHITE	B	F-603	0.03	0.05
1386	2/4/2010	6	WALL/MIDDLE	DRYWALL	WHITE	C	F-603	0.05	0.09
1387	2/4/2010	6	WALL/MIDDLE	DRYWALL	WHITE	D	F-603	0.06	0.11
1388	2/4/2010	6	WALL/MIDDLE	DRYWALL	WHITE	E	F-603	0.06	0.11
1389	2/4/2010	6	CEILING	DRYWALL	WHITE		F-603	0.05	0.07

<b>Table 1 XRF Data</b>									
<b>Sample #</b>	<b>Sample Date</b>	<b>Sample Location<sup>1</sup></b>	<b>Component</b>	<b>Substrate</b>	<b>Color</b>	<b>Wall</b>	<b>Unit Number</b>	<b>XRF Reading (mg/cm<sup>2</sup>)</b>	<b>XRF Error (mg/cm<sup>2</sup>)</b>
1390	2/4/2010	5	CEILING	DRYWALL	WHITE		F-603	0.13	0.16
1391	2/4/2010	4	CEILING	DRYWALL	WHITE		F-603	0.03	0.06
1392	2/4/2010	3	CEILING	DRYWALL	WHITE		F-603	0.3	0.39
1393	2/4/2010	2	CEILING	DRYWALL	WHITE		F-603	0.1	0.1
1394	2/4/2010	1	CEILING	DRYWALL	WHITE		F-603	0.08	0.13
1395	2/4/2010	1	CLST SHELF	WOOD	WHITE	B	F-603	0.09	0.13
1396	2/4/2010	2	CLST SHELF	WOOD	WHITE	F	F-603	0.12	0.14
1397	2/4/2010	4	CLST SHELF	WOOD	WHITE	D	F-603	0.26	0.42
1398	2/4/2010	6	CLST SHELF	WOOD	WHITE	D	F-603	0.01	0.02
1399	2/4/2010	6	CLST DR TRIM	WOOD	WHITE	D	F-603	0.4	0.4
1400	2/4/2010	6	CLST DOOR	WOOD	WHITE	D	F-603	< LOD	0
1401	2/4/2010	4	CLST DOOR	WOOD	WHITE	D	F-603	0.17	0.28
1402	2/4/2010	2	CLST DOOR	WOOD	WHITE	F	F-603	0.1	0.13
1403	2/4/2010	1	CLST DOOR	WOOD	WHITE	D	F-603	< LOD	0
1404	2/4/2010	1	CLST DR TRIM	WOOD	WHITE	D	F-603	0.3	0.3
1405	2/4/2010	3	WALL SHELF	WOOD	WHITE	A	F-603	0.19	0.24

Table 1 XRF Data									
Sample #	Sample Date	Sample Location <sup>1</sup>	Component	Substrate	Color	Wall	Unit Number	XRF Reading (mg/cm <sup>2</sup> )	XRF Error (mg/cm <sup>2</sup> )
1406	2/4/2010	1	BASEBOARD	WOOD	WHITE	B	F-603	0.05	0.08
1407	2/4/2010	2	BASEBOARD	WOOD	WHITE	B	F-603	0.3	0.41
1408	2/4/2010	SHUTTER CAL						9.59	0
1409	2/4/2010	4	BASEBOARD	WOOD	WHITE	A	F-603	< LOD	0.13
1410	2/4/2010	6	BASEBOARD	WOOD	WHITE	B	F-603	< LOD	0.62
1411	2/4/2010	5	CBNT FRONT	METAL	WHITE	B	F-603	< LOD	0.03
1412	2/4/2010	5	RADIATOR	METAL	WHITE	D	F-603	< LOD	0.49
1413	2/4/2010	4	RADIATOR	METAL	WHITE	C	F-603	< LOD	0.18
1414	2/4/2010	2	RADIATOR	METAL	WHITE	A	F-603	< LOD	0.2
1415	2/4/2010	1	RADIATOR	METAL	WHITE	A	F-603	< LOD	0.18
1416	2/4/2010	1	WNDW TRIM	WOOD	WHITE	A	F-603	< LOD	0.38
1417	2/4/2010	2	WNDW TRIM	WOOD	WHITE	A	F-603	< LOD	0.43
1418	2/4/2010	4	WNDW TRIM	WOOD	WHITE	C	F-603	< LOD	0.24
1419	2/4/2010	5	WNDW TRIM	WOOD	WHITE	C	F-603	< LOD	0.38
1420	2/4/2010	1	DOOR	WOOD	WHITE	A	F-603	< LOD	0.26
1421	2/4/2010	1	DR. TRIM	WOOD	WHITE	A	F-603	< LOD	0.32

<b>Table 1 XRF Data</b>									
<b>Sample #</b>	<b>Sample Date</b>	<b>Sample Location<sup>1</sup></b>	<b>Component</b>	<b>Substrate</b>	<b>Color</b>	<b>Wall</b>	<b>Unit Number</b>	<b>XRF Reading (mg/cm<sup>2</sup>)</b>	<b>XRF Error (mg/cm<sup>2</sup>)</b>
1422	2/4/2010	6	DR. TRIM	WOOD	WHITE	A	F-603	< LOD	0.22
1423	2/4/2010	6	DOOR	WOOD	WHITE	B	F-603	< LOD	0.49
1424	2/4/2010	6	DR. CASING LF	WOOD	WHITE	C	F-603	< LOD	0.21
1425	2/4/2010	srm2571	CALIBRATE - FRONT					3.9	0.4
1426	2/4/2010	1	WALL/MIDDLE	DRYWALL	WHITE	B	F-606	0.04	0.05
1427	2/4/2010	1	CBNT BACK	WOOD	WHITE	C	F-606	0.11	0.16
1428	2/4/2010	1	WALL/MIDDLE	DRYWALL	WHITE	D	F-606	0.02	0.06
1429	2/4/2010	1	WALL/MIDDLE	DRYWALL	WHITE	F	F-606	0.03	0.09
1430	2/4/2010	1	CBNT FRONT	WOOD	WHITE	A	F-606	0.06	0.1
1431	2/4/2010	1	WALL/MIDDLE	DRYWALL	WHITE	B	F-606	0.04	0.08
1432	2/4/2010	1	WALL/MIDDLE	DRYWALL	WHITE	C	F-606	0.03	0.07
1433	2/4/2010	1	WALL/MIDDLE	DRYWALL	WHITE	D	F-606	0.02	0.04
1434	2/4/2010	3	WALL/MIDDLE	DRYWALL	WHITE	D	F-606	0	0.02
1435	2/4/2010	3	WALL/MIDDLE	DRYWALL	WHITE	C	F-606	0	0.02
1436	2/4/2010	3	WALL/MIDDLE	DRYWALL	WHITE	B	F-606	0	0.02
1437	2/4/2010	3	WALL/MIDDLE	DRYWALL	WHITE	A	F-606	0	0.02

<b>Table 1 XRF Data</b>									
<b>Sample #</b>	<b>Sample Date</b>	<b>Sample Location<sup>1</sup></b>	<b>Component</b>	<b>Substrate</b>	<b>Color</b>	<b>Wall</b>	<b>Unit Number</b>	<b>XRF Reading (mg/cm<sup>2</sup>)</b>	<b>XRF Error (mg/cm<sup>2</sup>)</b>
1438	2/4/2010	4	WALL/MIDDLE	DRYWALL	WHITE	A	F-606	0.14	0.21
1439	2/4/2010	4	WALL/MIDDLE	DRYWALL	WHITE	B	F-606	0.15	0.22
1440	2/4/2010	4	WALL/MIDDLE	DRYWALL	WHITE	C	F-606	0.13	0.13
1441	2/4/2010	4	WALL/MIDDLE	DRYWALL	WHITE	D	F-606	0.14	0.21
1442	2/4/2010	5	WALL/MIDDLE	DRYWALL	WHITE	A	F-606	0	0.02
1443	2/4/2010	5	WALL/MIDDLE	DRYWALL	WHITE	B	F-606	0.01	0.02
1444	2/4/2010	5	WALL/MIDDLE	DRYWALL	WHITE	E	F-606	0	0.02
1445	2/4/2010	5	WALL/MIDDLE	DRYWALL	WHITE	F	F-606	0	0.02
1446	2/4/2010	6	WALL/MIDDLE	DRYWALL	WHITE	A	F-606	0.02	0.05
1447	2/4/2010	6	WALL/MIDDLE	DRYWALL	WHITE	B	F-606	0.04	0.08
1448	2/4/2010	6	WALL/MIDDLE	DRYWALL	WHITE	C	F-606	0.06	0.14
1449	2/4/2010	6	WALL/MIDDLE	DRYWALL	WHITE	D	F-606	0.02	0.05
1450	2/4/2010	6	CEILING	DRYWALL	WHITE		F-606	0.01	0.04
1451	2/4/2010	5	CEILING	DRYWALL	WHITE		F-606	0.01	0.04
1452	2/4/2010	4	CEILING	DRYWALL	WHITE		F-606	0.22	0.15
1453	2/4/2010	3	CEILING	DRYWALL	WHITE		F-606	0	0.02

<b>Table 1 XRF Data</b>									
<b>Sample #</b>	<b>Sample Date</b>	<b>Sample Location<sup>1</sup></b>	<b>Component</b>	<b>Substrate</b>	<b>Color</b>	<b>Wall</b>	<b>Unit Number</b>	<b>XRF Reading (mg/cm<sup>2</sup>)</b>	<b>XRF Error (mg/cm<sup>2</sup>)</b>
1454	2/4/2010	2	CEILING	DRYWALL	WHITE		F-606	0.01	0.02
1455	2/4/2010	1	CEILING	DRYWALL	WHITE		F-606	0.05	0.06
1456	2/4/2010	1	CLST SHELF	WOOD	WHITE	F	F-606	0.14	0.25
1457	2/4/2010	3	CLST SHELF	WOOD	WHITE	B	F-606	0.04	0.08
1458	2/4/2010	5	CLST SHELF	WOOD	WHITE	B	F-606	0.03	0.06
1459	2/4/2010	SHUTTER CAL						9.39	0
1460	2/4/2010	6	CLST SHELF	WOOD	WHITE	B	F-606	< LOD	0.03
1461	2/4/2010	6	CLST DOOR	WOOD	WHITE	B	F-606	< LOD	0.31
1462	2/4/2010	6	CLST DR TRIM	WOOD	WHITE	B	F-606	< LOD	0.29
1463	2/4/2010	1	CLST DR TRIM	WOOD	WHITE	D	F-606	< LOD	0.58
1464	2/4/2010	1	CLST DOOR	WOOD	WHITE	D	F-606	< LOD	1.31
2945	4/26/2010	1	CLST DOOR	WOOD	WHITE	D	F-606	0.1	0.06
1465	2/4/2010	3	CLST DOOR	WOOD	WHITE	B	F-606	< LOD	0.03
1466	2/4/2010	5	CLST DOOR	WOOD	WHITE	B	F-606	< LOD	0.03
1467	2/4/2010	4	WALL SHELF	WOOD	WHITE	A	F-606	< LOD	0.28
1468	2/4/2010	6	BASEBOARD	WOOD	WHITE	D	F-606	< LOD	0.14

<b>Table 1 XRF Data</b>									
<b>Sample #</b>	<b>Sample Date</b>	<b>Sample Location<sup>1</sup></b>	<b>Component</b>	<b>Substrate</b>	<b>Color</b>	<b>Wall</b>	<b>Unit Number</b>	<b>XRF Reading (mg/cm<sup>2</sup>)</b>	<b>XRF Error (mg/cm<sup>2</sup>)</b>
1469	2/4/2010	5	BASEBOARD	WOOD	WHITE	C	F-606	< LOD	0.22
1470	2/4/2010	3	BASEBOARD	WOOD	WHITE	A	F-606	< LOD	0.26
1471	2/4/2010	1	BASEBOARD	WOOD	WHITE	B	F-606	< LOD	0.24
1472	2/4/2010	2	CBNT FRONT	METAL	WHITE	D	F-606	< LOD	0.03
1473	2/4/2010	2	RADIATOR	METAL	WHITE	B	F-606	< LOD	0.28
1474	2/4/2010	3	RADIATOR	METAL	WHITE	C	F-606	< LOD	0.09
1475	2/4/2010	5	RADIATOR	METAL	WHITE	A	F-606	< LOD	0.37
1476	2/4/2010	1	RADIATOR	METAL	WHITE	A	F-606	< LOD	0.28
1477	2/4/2010	1	WNDW TRIM	WOOD	WHITE	A	F-606	< LOD	0.16
1478	2/4/2010	2	WNDW TRIM	WOOD	WHITE	C	F-606	< LOD	0.18
1479	2/4/2010	3	WNDW TRIM	WOOD	WHITE	C	F-606	< LOD	0.42
1480	2/4/2010	5	WNDW TRIM	WOOD	WHITE	A	F-606	< LOD	0.25
1481	2/4/2010	6	DOOR	WOOD	WHITE	C	F-606	< LOD	1.47
2946	4/26/2010	6	DOOR	WOOD	WHITE	C	F-606	0.17	0.07
1482	2/4/2010	6	DR. CASING LF	WOOD	WHITE	D	F-606	< LOD	0.21
1483	2/4/2010	6	DR. TRIM	WOOD	WHITE	A	F-606	< LOD	0.3

<b>Table 1 XRF Data</b>									
<b>Sample #</b>	<b>Sample Date</b>	<b>Sample Location<sup>1</sup></b>	<b>Component</b>	<b>Substrate</b>	<b>Color</b>	<b>Wall</b>	<b>Unit Number</b>	<b>XRF Reading (mg/cm<sup>2</sup>)</b>	<b>XRF Error (mg/cm<sup>2</sup>)</b>
1484	2/4/2010	srm2572	CALIBRATE - FRONT					1.6	0.3
1485	2/4/2010	1	WALL/MIDDLE	DRYWALL	WHITE	B	G-703	0.04	0.09
1486	2/4/2010	1	CBNT BACK	WOOD	WHITE	C	G-703	0.05	0.07
1487	2/4/2010	1	WALL/MIDDLE	DRYWALL	WHITE	D	G-703	0.02	0.04
1488	2/4/2010	1	WALL/MIDDLE	DRYWALL	WHITE	F	G-703	0.06	0.11
1489	2/4/2010	2	CBNT FRONT	WOOD	WHITE	A	G-703	0.02	0.04
1490	2/4/2010	2	WALL/MIDDLE	DRYWALL	WHITE	B	G-703	0.03	0.05
1491	2/4/2010	2	WALL/MIDDLE	DRYWALL	WHITE	C	G-703	0.03	0.07
1492	2/4/2010	2	WALL/MIDDLE	DRYWALL	WHITE	D	G-703	0.04	0.08
1493	2/4/2010	3	WALL/MIDDLE	DRYWALL	WHITE	A	G-703	0	0.02
1494	2/4/2010	3	WALL/MIDDLE	DRYWALL	WHITE	B	G-703	0.02	0.07
1495	2/4/2010	3	WALL/MIDDLE	DRYWALL	WHITE	C	G-703	0	0.02
1496	2/4/2010	3	WALL/MIDDLE	DRYWALL	WHITE	D	G-703	0.02	0.04
1497	2/4/2010	4	WALL/MIDDLE	DRYWALL	WHITE	D	G-703	0.08	0.11
1498	2/4/2010	4	WALL/MIDDLE	DRYWALL	WHITE	C	G-703	0.08	0.11
1499	2/4/2010	4	WALL/MIDDLE	DRYWALL	WHITE	B	G-703	0.23	0.42

<b>Table 1 XRF Data</b>									
<b>Sample #</b>	<b>Sample Date</b>	<b>Sample Location<sup>1</sup></b>	<b>Component</b>	<b>Substrate</b>	<b>Color</b>	<b>Wall</b>	<b>Unit Number</b>	<b>XRF Reading (mg/cm<sup>2</sup>)</b>	<b>XRF Error (mg/cm<sup>2</sup>)</b>
1500	2/4/2010	4	WALL/MIDDLE	DRYWALL	WHITE	A	G-703	0.09	0.14
1501	2/4/2010	5	WALL/MIDDLE	DRYWALL	WHITE	A	G-703	0.05	0.1
1502	2/4/2010	5	WALL/MIDDLE	DRYWALL	WHITE	B	G-703	0.05	0.08
1503	2/4/2010	5	WALL/MIDDLE	DRYWALL	WHITE	E	G-703	0.06	0.08
1504	2/4/2010	5	WALL/MIDDLE	DRYWALL	WHITE	F	G-703	0.02	0.03
1505	2/4/2010	6	WALL/MIDDLE	DRYWALL	WHITE	A	G-703	0.01	0.02
1506	2/4/2010	6	WALL/MIDDLE	DRYWALL	WHITE	B	G-703	0.01	0.03
1507	2/4/2010	6	WALL/MIDDLE	DRYWALL	WHITE	C	G-703	0.01	0.02
1508	2/4/2010	6	WALL/MIDDLE	DRYWALL	WHITE	D	G-703	0.03	0.07
1509	2/4/2010	SHUTTER CAL						9.26	0
1510	2/4/2010	6	CEILING	DRYWALL	WHITE		G-703	< LOD	0.03
1511	2/4/2010	5	CEILING	DRYWALL	WHITE		G-703	< LOD	0.19
1512	2/4/2010	4	CEILING	DRYWALL	WHITE		G-703	< LOD	0.2
1513	2/4/2010	3	CEILING	DRYWALL	WHITE		G-703	< LOD	0.09
1514	2/4/2010	2	CEILING	DRYWALL	WHITE		G-703	< LOD	0.07
1515	2/4/2010	1	CEILING	DRYWALL	WHITE		G-703	< LOD	0.06

<b>Table 1 XRF Data</b>									
<b>Sample #</b>	<b>Sample Date</b>	<b>Sample Location<sup>1</sup></b>	<b>Component</b>	<b>Substrate</b>	<b>Color</b>	<b>Wall</b>	<b>Unit Number</b>	<b>XRF Reading (mg/cm<sup>2</sup>)</b>	<b>XRF Error (mg/cm<sup>2</sup>)</b>
1516	2/4/2010	1	CLST SHELF	WOOD	WHITE	D	G-703	< LOD	1.34
2947	4/26/2010	1	CLST SHELF	WOOD	WHITE	D	G-703	0.07	0.04
1517	2/4/2010	2	CLST SHELF	WOOD	WHITE	B	G-703	< LOD	0.17
1518	2/4/2010	5	CLST SHELF	WOOD	WHITE	B	G-703	< LOD	0.08
1519	2/4/2010	6	CLST SHELF	WOOD	WHITE	B	G-703	< LOD	0.18
1520	2/4/2010	6	CLST DOOR	WOOD	WHITE	B	G-703	< LOD	0.22
1521	2/4/2010	6	CLST DR TRIM	WOOD	WHITE	B	G-703	< LOD	0.3
1522	2/4/2010	5	CLST DOOR	WOOD	WHITE	B	G-703	< LOD	0.13
1523	2/4/2010	3	CLST DOOR	WOOD	WHITE	B	G-703	< LOD	0.08
1524	2/4/2010	1	CLST DOOR	WOOD	WHITE	F	G-703	< LOD	1.27
2948	4/26/2010	1	CLST DOOR	WOOD	WHITE	F	G-703	0.2	0.1
1525	2/4/2010	1	CLST DR TRIM	WOOD	WHITE	F	G-703	< LOD	0.21
1526	2/4/2010	4	WALL SHELF	WOOD	WHITE	A	G-703	< LOD	0.3
1527	2/4/2010	1	BASEBOARD	WOOD	WHITE	B	G-703	< LOD	0.33
1528	2/4/2010	3	BASEBOARD	WOOD	WHITE	A	G-703	< LOD	0.3
1529	2/4/2010	5	BASEBOARD	WOOD	WHITE	E	G-703	< LOD	0.2

<b>Table 1 XRF Data</b>									
<b>Sample #</b>	<b>Sample Date</b>	<b>Sample Location<sup>1</sup></b>	<b>Component</b>	<b>Substrate</b>	<b>Color</b>	<b>Wall</b>	<b>Unit Number</b>	<b>XRF Reading (mg/cm<sup>2</sup>)</b>	<b>XRF Error (mg/cm<sup>2</sup>)</b>
1530	2/4/2010	6	BASEBOARD	WOOD	WHITE	D	G-703	< LOD	0.7
1531	2/4/2010	2	CBNT FRONT	METAL	WHITE	D	G-703	< LOD	0.03
1532	2/4/2010	2	RADIATOR	METAL	WHITE	B	G-703	< LOD	0.1
1533	2/4/2010	3	RADIATOR	METAL	WHITE	C	G-703	0.06	0.04
1534	2/4/2010	5	RADIATOR	METAL	WHITE	A	G-703	< LOD	0.06
1535	2/4/2010	1	RADIATOR	METAL	WHITE	A	G-703	< LOD	0.15
1536	2/4/2010	1	WNDW TRIM	WOOD	WHITE	A	G-703	< LOD	0.45
1537	2/4/2010	2	WNDW TRIM	WOOD	WHITE	C	G-703	0.06	0.03
1538	2/4/2010	3	WNDW TRIM	WOOD	WHITE	C	G-703	< LOD	0.51
1539	2/4/2010	5	WNDW TRIM	WOOD	WHITE	A	G-703	< LOD	0.21
1540	2/4/2010	6	DOOR	WOOD	WHITE	A	G-703	< LOD	1.4
2949	4/26/2010	6	DOOR	WOOD	WHITE	A	G-703	0.1	0.05
1541	2/4/2010	6	DR. CASING LF	WOOD	WHITE	D	G-703	< LOD	0.29
1542	2/4/2010	6	DR. TRIM	WOOD	WHITE	C	G-703	< LOD	0.29
1543	2/4/2010	1	DR. TRIM	WOOD	WHITE	A	G-703	< LOD	0.17
1544	2/4/2010	1	DOOR	WOOD	WHITE	A	G-703	< LOD	0.17

Table 1 XRF Data									
Sample #	Sample Date	Sample Location <sup>1</sup>	Component	Substrate	Color	Wall	Unit Number	XRF Reading (mg/cm <sup>2</sup> )	XRF Error (mg/cm <sup>2</sup> )
1545	2/4/2010	srm2573	CALIBRATE - FRONT					1.1	0.1
1546	2/4/2010	1	WALL/MIDDLE	DRYWALL	WHITE	B	G-707	0.03	0.1
1547	2/4/2010	1	CBNT BACK	WOOD	WHITE	C	G-707	0.1	0.25
1548	2/4/2010	1	WALL/MIDDLE	DRYWALL	WHITE	D	G-707	0.05	0.18
1549	2/4/2010	1	WALL/MIDDLE	DRYWALL	WHITE	F	G-707	0.02	0.06
1550	2/4/2010	2	CBNT FRONT	WOOD	WHITE	A	G-707	0.03	0.07
1551	2/4/2010	2	WALL/MIDDLE	DRYWALL	WHITE	B	G-707	0.02	0.08
1552	2/4/2010	2	WALL/MIDDLE	DRYWALL	WHITE	C	G-707	0.03	0.08
1553	2/4/2010	2	WALL/MIDDLE	DRYWALL	WHITE	D	G-707	0.02	0.03
1554	2/4/2010	3	WALL/MIDDLE	DRYWALL	WHITE	D	G-707	0.01	0.04
1555	2/4/2010	3	WALL/MIDDLE	DRYWALL	WHITE	C	G-707	0.01	0.03
1556	2/4/2010	3	WALL/MIDDLE	DRYWALL	WHITE	B	G-707	0.02	0.05
1557	2/4/2010	3	WALL/MIDDLE	DRYWALL	WHITE	A	G-707	0.01	0.03
1558	2/4/2010	SHUTTER CAL						9.93	0
1559	2/4/2010	4	WALL/MIDDLE	DRYWALL	WHITE	A	G-707	< LOD	0.84
1560	2/4/2010	4	WALL/MIDDLE	DRYWALL	WHITE	B	G-707	< LOD	0.08

<b>Table 1 XRF Data</b>									
<b>Sample #</b>	<b>Sample Date</b>	<b>Sample Location<sup>1</sup></b>	<b>Component</b>	<b>Substrate</b>	<b>Color</b>	<b>Wall</b>	<b>Unit Number</b>	<b>XRF Reading (mg/cm<sup>2</sup>)</b>	<b>XRF Error (mg/cm<sup>2</sup>)</b>
1561	2/4/2010	4	WALL/MIDDLE	DRYWALL	WHITE	C	G-707	< LOD	0.24
1562	2/4/2010	4	WALL/MIDDLE	DRYWALL	WHITE	D	G-707	< LOD	0.41
1563	2/4/2010	5	WALL/MIDDLE	DRYWALL	WHITE	A	G-707	< LOD	0.33
1564	2/4/2010	5	WALL/MIDDLE	DRYWALL	WHITE	B	G-707	< LOD	0.15
1565	2/4/2010	5	WALL/MIDDLE	DRYWALL	WHITE	E	G-707	< LOD	0.14
1566	2/4/2010	5	WALL/MIDDLE	DRYWALL	WHITE	F	G-707	< LOD	0.16
1567	2/4/2010	6	WALL/MIDDLE	DRYWALL	WHITE	A	G-707	< LOD	0.15
1568	2/4/2010	6	WALL/MIDDLE	DRYWALL	WHITE	B	G-707	< LOD	0.05
1569	2/4/2010	6	WALL/MIDDLE	DRYWALL	WHITE	C	G-707	< LOD	0.06
1570	2/4/2010	6	WALL/MIDDLE	DRYWALL	WHITE	D	G-707	< LOD	0.14
1571	2/4/2010	6	CEILING	DRYWALL	WHITE		G-707	< LOD	0.03
1572	2/4/2010	5	CEILING	DRYWALL	WHITE		G-707	< LOD	0.14
1573	2/4/2010	4	CEILING	DRYWALL	WHITE		G-707	< LOD	0.24
1574	2/4/2010	3	CEILING	DRYWALL	WHITE		G-707	< LOD	0.17
1575	2/4/2010	2	CEILING	DRYWALL	WHITE		G-707	< LOD	0.03
1576	2/4/2010	1	CEILING	DRYWALL	WHITE		G-707	< LOD	0.11

<b>Table 1 XRF Data</b>									
<b>Sample #</b>	<b>Sample Date</b>	<b>Sample Location<sup>1</sup></b>	<b>Component</b>	<b>Substrate</b>	<b>Color</b>	<b>Wall</b>	<b>Unit Number</b>	<b>XRF Reading (mg/cm<sup>2</sup>)</b>	<b>XRF Error (mg/cm<sup>2</sup>)</b>
1577	2/4/2010	1	CLST SHELF	WOOD	WHITE	F	G-707	< LOD	0.21
1578	2/4/2010	3	CLST SHELF	WOOD	WHITE	B	G-707	< LOD	0.14
1579	2/4/2010	5	CLST SHELF	WOOD	WHITE	B	G-707	< LOD	0.2
1580	2/4/2010	6	CLST SHELF	WOOD	WHITE	B	G-707	< LOD	0.09
1581	2/4/2010	6	CLST DOOR	WOOD	WHITE	B	G-707	< LOD	1.43
2950	4/26/2010	6	CLST DOOR	WOOD	WHITE	B	G-707	0.18	0.11
1582	2/4/2010	6	CLST DR TRIM	WOOD	WHITE	B	G-707	< LOD	0.31
1583	2/4/2010	5	CLST DOOR	WOOD	WHITE	B	G-707	< LOD	0.07
1584	2/4/2010	3	CLST DOOR	WOOD	WHITE	B	G-707	< LOD	0.08
1585	2/4/2010	1	CLST DOOR	WOOD	WHITE	D	G-707	< LOD	1.25
2951	4/26/2010	1	CLST DOOR	WOOD	WHITE	D	G-707	0.19	0.09
1586	2/4/2010	1	CLST DR TRIM	WOOD	WHITE	D	G-707	< LOD	0.31
1587	2/4/2010	4	WALL SHELF	WOOD	WHITE	A	G-707	< LOD	0.11
1588	2/4/2010	1	BASEBOARD	WOOD	WHITE	B	G-707	< LOD	0.29
1589	2/4/2010	3	BASEBOARD	WOOD	WHITE	A	G-707	< LOD	0.22
1590	2/4/2010	5	BASEBOARD	WOOD	WHITE	E	G-707	< LOD	0.24

<b>Table 1 XRF Data</b>									
<b>Sample #</b>	<b>Sample Date</b>	<b>Sample Location<sup>1</sup></b>	<b>Component</b>	<b>Substrate</b>	<b>Color</b>	<b>Wall</b>	<b>Unit Number</b>	<b>XRF Reading (mg/cm<sup>2</sup>)</b>	<b>XRF Error (mg/cm<sup>2</sup>)</b>
1591	2/4/2010	6	BASEBOARD	WOOD	WHITE	D	G-707	< LOD	0.14
1592	2/4/2010	2	CBNT FRONT	METAL	WHITE	D	G-707	< LOD	0.03
1593	2/4/2010	2	CBNT FRONT	WOOD	WHITE	D	G-707	< LOD	0.03
1594	2/4/2010	2	RADIATOR	METAL	WHITE	B	G-707	< LOD	0.15
1595	2/4/2010	3	RADIATOR	METAL	WHITE	C	G-707	< LOD	0.14
1596	2/4/2010	5	RADIATOR	METAL	WHITE	A	G-707	< LOD	0.18
1597	2/4/2010	1	RADIATOR	METAL	WHITE	A	G-707	< LOD	0.16
1598	2/4/2010	1	WNDW TRIM	WOOD	WHITE	A	G-707	< LOD	0.23
1599	2/4/2010	2	WNDW TRIM	WOOD	WHITE	C	G-707	< LOD	0.15
1600	2/4/2010	3	WNDW TRIM	WOOD	WHITE	C	G-707	< LOD	0.18
1601	2/4/2010	5	WNDW TRIM	WOOD	WHITE	A	G-707	< LOD	0.39
1602	2/4/2010	6	DOOR	WOOD	WHITE	A	G-707	< LOD	1.15
2952	4/26/2010	6	DOOR	WOOD	WHITE	A	G-707	0.15	0.08
1603	2/4/2010	6	DR. CASING RT	WOOD	WHITE	C	G-707	< LOD	0.19
1604	2/4/2010	6	DR. TRIM	WOOD	WHITE	D	G-707	< LOD	0.54
1605	2/4/2010	1	DR. TRIM	WOOD	WHITE	A	G-707	< LOD	0.5

<b>Table 1 XRF Data</b>									
<b>Sample #</b>	<b>Sample Date</b>	<b>Sample Location<sup>1</sup></b>	<b>Component</b>	<b>Substrate</b>	<b>Color</b>	<b>Wall</b>	<b>Unit Number</b>	<b>XRF Reading (mg/cm<sup>2</sup>)</b>	<b>XRF Error (mg/cm<sup>2</sup>)</b>
1606	2/4/2010	1	DOOR	WOOD	WHITE	A	G-707	< LOD	0.3
1607	2/4/2010	srm2574	CALIBRATE - FRONT					0.7	0.1
1608	2/4/2010	SHUTTER CAL						10.25	0
1609	2/4/2010	1	WALL/MIDDLE	DRYWALL	WHITE	B	G-709	< LOD	0.06
1610	2/4/2010	1	CBNT BACK	WOOD	WHITE	C	G-709	< LOD	0.23
1611	2/4/2010	1	WALL/MIDDLE	DRYWALL	WHITE	D	G-709	< LOD	0.09
1612	2/4/2010	1	WALL/MIDDLE	DRYWALL	WHITE	F	G-709	< LOD	0.06
1613	2/4/2010	2	CBNT FRONT	WOOD	WHITE	A	G-709	< LOD	0.6
1614	2/4/2010	2	WALL/MIDDLE	DRYWALL	WHITE	B	G-709	< LOD	0.11
1615	2/4/2010	2	WALL/MIDDLE	DRYWALL	WHITE	C	G-709	< LOD	0.18
1616	2/4/2010	2	WALL/MIDDLE	DRYWALL	WHITE	D	G-709	< LOD	0.37
1617	2/4/2010	3	WALL/MIDDLE	DRYWALL	WHITE	D	G-709	< LOD	0.14
1618	2/4/2010	3	WALL/MIDDLE	DRYWALL	WHITE	C	G-709	< LOD	0.23
1619	2/4/2010	3	WALL/MIDDLE	DRYWALL	WHITE	B	G-709	< LOD	0.35
1620	2/4/2010	3	WALL/MIDDLE	DRYWALL	WHITE	A	G-709	< LOD	0.18
1621	2/4/2010	4	WALL/MIDDLE	DRYWALL	WHITE	A	G-709	< LOD	0.22

<b>Table 1 XRF Data</b>									
<b>Sample #</b>	<b>Sample Date</b>	<b>Sample Location<sup>1</sup></b>	<b>Component</b>	<b>Substrate</b>	<b>Color</b>	<b>Wall</b>	<b>Unit Number</b>	<b>XRF Reading (mg/cm<sup>2</sup>)</b>	<b>XRF Error (mg/cm<sup>2</sup>)</b>
1622	2/4/2010	4	WALL/MIDDLE	DRYWALL	WHITE	B	G-709	< LOD	0.37
1623	2/4/2010	4	WALL/MIDDLE	DRYWALL	WHITE	C	G-709	< LOD	0.48
1624	2/4/2010	4	WALL/MIDDLE	DRYWALL	WHITE	D	G-709	< LOD	0.33
1625	2/4/2010	5	WALL/MIDDLE	DRYWALL	WHITE	A	G-709	< LOD	0.33
1626	2/4/2010	5	WALL/MIDDLE	DRYWALL	WHITE	B	G-709	< LOD	0.17
1627	2/4/2010	5	WALL/MIDDLE	DRYWALL	WHITE	E	G-709	< LOD	0.06
1628	2/4/2010	5	WALL/MIDDLE	DRYWALL	WHITE	F	G-709	< LOD	0.05
1629	2/4/2010	6	WALL/MIDDLE	DRYWALL	WHITE	A	G-709	< LOD	0.16
1630	2/4/2010	6	WALL/MIDDLE	DRYWALL	WHITE	B	G-709	< LOD	0.09
1631	2/4/2010	6	WALL/MIDDLE	DRYWALL	WHITE	C	G-709	< LOD	0.19
1632	2/4/2010	6	WALL/MIDDLE	DRYWALL	WHITE	D	G-709	< LOD	0.16
1633	2/4/2010	6	CEILING	DRYWALL	WHITE		G-709	< LOD	0.12
1634	2/4/2010	5	CEILING	DRYWALL	WHITE		G-709	< LOD	0.25
1635	2/4/2010	4	CEILING	DRYWALL	WHITE		G-709	< LOD	0.24
1636	2/4/2010	3	CEILING	DRYWALL	WHITE		G-709	< LOD	0.05
1637	2/4/2010	2	CEILING	DRYWALL	WHITE		G-709	< LOD	0.04

<b>Table 1 XRF Data</b>									
<b>Sample #</b>	<b>Sample Date</b>	<b>Sample Location<sup>1</sup></b>	<b>Component</b>	<b>Substrate</b>	<b>Color</b>	<b>Wall</b>	<b>Unit Number</b>	<b>XRF Reading (mg/cm<sup>2</sup>)</b>	<b>XRF Error (mg/cm<sup>2</sup>)</b>
1638	2/4/2010	1	CEILING	DRYWALL	WHITE		G-709	< LOD	0.06
1639	2/4/2010	1	CLST SHELF	WOOD	WHITE	F	G-709	< LOD	0.14
1640	2/4/2010	3	CLST SHELF	WOOD	WHITE	B	G-709	< LOD	0.24
1641	2/4/2010	5	CLST SHELF	WOOD	WHITE	B	G-709	< LOD	0.15
1642	2/4/2010	6	CLST SHELF	WOOD	WHITE	B	G-709	< LOD	0.25
1643	2/4/2010	6	CLST DOOR	WOOD	WHITE	B	G-709	< LOD	0.29
1644	2/4/2010	6	CLST DR TRIM	WOOD	WHITE	B	G-709	< LOD	0.37
1645	2/4/2010	5	CLST DOOR	WOOD	WHITE	B	G-709	< LOD	0.32
1646	2/4/2010	3	CLST DOOR	WOOD	WHITE	B	G-709	< LOD	0.18
1647	2/4/2010	1	CLST DOOR	WOOD	WHITE	D	G-709	< LOD	0.15
1648	2/4/2010	1	CLST DR TRIM	WOOD	WHITE	D	G-709	< LOD	0.34
1649	2/4/2010	1	BASEBOARD	WOOD	WHITE	B	G-709	< LOD	0.31
1650	2/4/2010	3	BASEBOARD	WOOD	WHITE	A	G-709	< LOD	0.24
1651	2/4/2010	5	BASEBOARD	WOOD	WHITE	E	G-709	< LOD	0.16
1652	2/4/2010	6	BASEBOARD	WOOD	WHITE	D	G-709	< LOD	0.37
1653	2/4/2010	4	WALL SHELF	WOOD	WHITE	A	G-709	< LOD	0.38

<b>Table 1 XRF Data</b>									
<b>Sample #</b>	<b>Sample Date</b>	<b>Sample Location<sup>1</sup></b>	<b>Component</b>	<b>Substrate</b>	<b>Color</b>	<b>Wall</b>	<b>Unit Number</b>	<b>XRF Reading (mg/cm<sup>2</sup>)</b>	<b>XRF Error (mg/cm<sup>2</sup>)</b>
1654	2/4/2010	2	CBNT FRONT	METAL	WHITE	D	G-709	< LOD	0.03
1655	2/4/2010	2	RADIATOR	METAL	WHITE	B	G-709	< LOD	0.44
1656	2/4/2010	3	RADIATOR	METAL	WHITE	C	G-709	< LOD	0.43
1657	2/4/2010	SHUTTER CAL						9.14	0
1658	2/4/2010	5	RADIATOR	METAL	WHITE	A	G-709	< LOD	0.24
1659	2/4/2010	1	RADIATOR	METAL	WHITE	A	G-709	< LOD	0.15
1660	2/4/2010	1	WNDW TRIM	WOOD	WHITE	A	G-709	< LOD	0.31
1661	2/4/2010	2	WNDW TRIM	WOOD	WHITE	C	G-709	< LOD	0.51
1662	2/4/2010	3	WNDW TRIM	WOOD	WHITE	C	G-709	< LOD	0.29
1663	2/4/2010	5	WNDW TRIM	WOOD	WHITE	A	G-709	< LOD	0.37
1664	2/4/2010	6	DOOR	WOOD	WHITE	D	G-709	< LOD	1.48
2953	4/26/2010	6	DOOR	WOOD	WHITE	D	G-709	0.18	0.07
1665	2/4/2010	6	DR. CASING LF	WOOD	WHITE	C	G-709	< LOD	0.6
1666	2/4/2010	6	DR. TRIM	WOOD	WHITE	A	G-709	< LOD	1.55
2954	4/26/2010	6	DR. TRIM	WOOD	WHITE	A	G-709	0.3	0.12
1667	2/4/2010	1	DR. TRIM	WOOD	WHITE	A	G-709	0.5	0.3

<b>Table 1 XRF Data</b>									
<b>Sample #</b>	<b>Sample Date</b>	<b>Sample Location<sup>1</sup></b>	<b>Component</b>	<b>Substrate</b>	<b>Color</b>	<b>Wall</b>	<b>Unit Number</b>	<b>XRF Reading (mg/cm<sup>2</sup>)</b>	<b>XRF Error (mg/cm<sup>2</sup>)</b>
1668	2/4/2010	1	DOOR	WOOD	WHITE	A	G-709	< LOD	0.39
1669	2/4/2010	srm2575	CALIBRATE - FRONT					0.3	0.06
1670	2/4/2010	1	WALL/MIDDLE	DRYWALL	WHITE	B	G-710	0.02	0.07
1671	2/4/2010	1	WALL/MIDDLE	DRYWALL	WHITE	D	G-710	0.06	0.17
1672	2/4/2010	1	CBNT BACK	WOOD	WHITE	E	G-710	0.09	0.17
1673	2/4/2010	1	WALL/MIDDLE	DRYWALL	WHITE	F	G-710	0.02	0.06
1674	2/4/2010	2	CBNT FRONT	WOOD	WHITE	A	G-710	0.25	0.37
1675	2/4/2010	2	WALL/MIDDLE	DRYWALL	WHITE	B	G-710	0.01	0.03
1676	2/4/2010	2	WALL/MIDDLE	DRYWALL	WHITE	C	G-710	0.05	0.08
1677	2/4/2010	2	WALL/MIDDLE	DRYWALL	WHITE	D	G-710	0.01	0.02
1678	2/4/2010	2	WALL/MIDDLE	DRYWALL	WHITE	A	G-710	0.12	0.15
1679	2/4/2010	2	WALL/MIDDLE	DRYWALL	WHITE	B	G-710	0.11	0.16
1680	2/4/2010	2	WALL/MIDDLE	DRYWALL	WHITE	C	G-710	0.06	0.08
1681	2/4/2010	2	WALL/MIDDLE	DRYWALL	WHITE	F	G-710	0.08	0.1
1682	2/4/2010	3	WALL/MIDDLE	DRYWALL	WHITE	A	G-710	0.05	0.09
1683	2/4/2010	3	WALL/MIDDLE	DRYWALL	WHITE	B	G-710	0.03	0.05

<b>Table 1 XRF Data</b>									
<b>Sample #</b>	<b>Sample Date</b>	<b>Sample Location<sup>1</sup></b>	<b>Component</b>	<b>Substrate</b>	<b>Color</b>	<b>Wall</b>	<b>Unit Number</b>	<b>XRF Reading (mg/cm<sup>2</sup>)</b>	<b>XRF Error (mg/cm<sup>2</sup>)</b>
1684	2/4/2010	3	WALL/MIDDLE	DRYWALL	WHITE	C	G-710	0.06	0.1
1685	2/4/2010	3	WALL/MIDDLE	DRYWALL	WHITE	D	G-710	0.04	0.04
1686	2/4/2010	4	WALL/MIDDLE	DRYWALL	WHITE	A	G-710	0	0.02
1687	2/4/2010	4	WALL/MIDDLE	DRYWALL	WHITE	B	G-710	0.01	0.03
1688	2/4/2010	4	WALL/MIDDLE	DRYWALL	WHITE	C	G-710	0.01	0.06
1689	2/4/2010	4	WALL/MIDDLE	DRYWALL	WHITE	D	G-710	0	0.02
1690	2/4/2010	6	WALL/MIDDLE	DRYWALL	WHITE	A	G-710	0.03	0.1
1691	2/4/2010	6	WALL/MIDDLE	DRYWALL	WHITE	B	G-710	0.03	0.04
1692	2/4/2010	6	WALL/MIDDLE	DRYWALL	WHITE	C	G-710	0.06	0.16
1693	2/4/2010	6	WALL/MIDDLE	DRYWALL	WHITE	D	G-710	0.01	0.02
1694	2/4/2010	6	CEILING	DRYWALL	WHITE		G-710	0.03	0.09
1695	2/4/2010	5	CEILING	DRYWALL	WHITE		G-710	0.01	0.02
1696	2/4/2010	4	CEILING	DRYWALL	WHITE		G-710	0	0.02
1697	2/4/2010	3	CEILING	DRYWALL	WHITE		G-710	0.05	0.08
1698	2/4/2010	2	CEILING	DRYWALL	WHITE		G-710	0.15	0.18
1699	2/4/2010	1	CEILING	DRYWALL	WHITE		G-710	0.04	0.06

<b>Table 1 XRF Data</b>									
<b>Sample #</b>	<b>Sample Date</b>	<b>Sample Location<sup>1</sup></b>	<b>Component</b>	<b>Substrate</b>	<b>Color</b>	<b>Wall</b>	<b>Unit Number</b>	<b>XRF Reading (mg/cm<sup>2</sup>)</b>	<b>XRF Error (mg/cm<sup>2</sup>)</b>
1700	2/4/2010	1	CLST SHELF	WOOD	WHITE	D	G-710	0.04	0.06
1701	2/4/2010	2	CLST SHELF	WOOD	WHITE	F	G-710	0.14	0.16
1702	2/4/2010	4	CLST SHELF	WOOD	WHITE	D	G-710	0.1	0.18
1703	2/4/2010	6	CLST SHELF	WOOD	WHITE	D	G-710	0.13	0.15
1704	2/4/2010	6	CLST DOOR	WOOD	WHITE	D	G-710	< LOD	0
1705	2/4/2010	6	CLST DR TRIM	WOOD	WHITE	D	G-710	0.17	0.27
1706	2/4/2010	SHUTTER CAL						9.01	0
1707	2/4/2010	4	CLST DOOR	WOOD	WHITE	D	G-710	< LOD	0.21
1708	2/4/2010	2	CLST DOOR	WOOD	WHITE	F	G-710	< LOD	0.26
1709	2/4/2010	1	CLST DOOR	WOOD	WHITE	B	G-710	< LOD	0.1
1710	2/4/2010	3	WALL SHELF	WOOD	WHITE	A	G-710	< LOD	0.15
1711	2/4/2010	1	BASEBOARD	WOOD	WHITE	C	G-710	< LOD	0.2
1712	2/4/2010	2	BASEBOARD	WOOD	WHITE	C	G-710	< LOD	0.12
1713	2/4/2010	4	BASEBOARD	WOOD	WHITE	A	G-710	< LOD	0.24
1714	2/4/2010	6	BASEBOARD	WOOD	WHITE	B	G-710	< LOD	0.37
1715	2/4/2010	5	CBNT FRONT	METAL	WHITE	B	G-710	< LOD	0.03

<b>Table 1 XRF Data</b>									
<b>Sample #</b>	<b>Sample Date</b>	<b>Sample Location<sup>1</sup></b>	<b>Component</b>	<b>Substrate</b>	<b>Color</b>	<b>Wall</b>	<b>Unit Number</b>	<b>XRF Reading (mg/cm<sup>2</sup>)</b>	<b>XRF Error (mg/cm<sup>2</sup>)</b>
1716	2/4/2010	5	RADIATOR	METAL	WHITE	D	G-710	< LOD	0.12
1717	2/4/2010	4	RADIATOR	METAL	WHITE	C	G-710	< LOD	0.33
1718	2/4/2010	2	RADIATOR	METAL	WHITE	A	G-710	< LOD	0.33
1719	2/4/2010	1	RADIATOR	METAL	WHITE	A	G-710	< LOD	0.16
1720	2/4/2010	1	WNDW TRIM	WOOD	WHITE	A	G-710	< LOD	0.2
1721	2/4/2010	2	WNDW TRIM	WOOD	WHITE	A	G-710	< LOD	0.2
1722	2/4/2010	4	WNDW TRIM	WOOD	WHITE	C	G-710	< LOD	0.42
1723	2/4/2010	5	WNDW TRIM	WOOD	WHITE	C	G-710	< LOD	0.23
1724	2/4/2010	1	DOOR	WOOD	WHITE	A	G-710	< LOD	0.12
1725	2/4/2010	1	DR. TRIM	WOOD	WHITE	A	G-710	< LOD	0.24
1726	2/4/2010	6	DR. TRIM	WOOD	WHITE	A	G-710	< LOD	0.58
1727	2/4/2010	6	DOOR	WOOD	WHITE	B	G-710	< LOD	0.1
1728	2/4/2010	6	DR. CASING LF	WOOD	WHITE	C	G-710	< LOD	0.14
1729	2/4/2010	sm2575	CALIBRATE - FRONT					0.3	0.06
1730	2/4/2010	1	WALL/MIDDLE	DRYWALL	WHITE	B	H-802	0.04	0.06
1731	2/4/2010	1	CBNT BACK	WOOD	WHITE	C	H-802	0.5	0.3

<b>Table 1 XRF Data</b>									
<b>Sample #</b>	<b>Sample Date</b>	<b>Sample Location<sup>1</sup></b>	<b>Component</b>	<b>Substrate</b>	<b>Color</b>	<b>Wall</b>	<b>Unit Number</b>	<b>XRF Reading (mg/cm<sup>2</sup>)</b>	<b>XRF Error (mg/cm<sup>2</sup>)</b>
1732	2/4/2010	1	WALL/MIDDLE	DRYWALL	WHITE	D	H-802	0.13	0.21
1733	2/4/2010	1	WALL/MIDDLE	DRYWALL	WHITE	F	H-802	0.07	0.12
1734	2/4/2010	2	CBNT FRONT	WOOD	WHITE	A	H-802	0.3	0.38
1735	2/4/2010	2	WALL/MIDDLE	DRYWALL	WHITE	B	H-802	0.04	0.07
1736	2/4/2010	2	WALL/MIDDLE	DRYWALL	WHITE	C	H-802	0.04	0.04
1737	2/4/2010	2	WALL/MIDDLE	DRYWALL	WHITE	D	H-802	0.02	0.04
1738	2/4/2010	3	WALL/MIDDLE	DRYWALL	WHITE	D	H-802	0.28	0.17
1739	2/4/2010	3	WALL/MIDDLE	DRYWALL	WHITE	C	H-802	0.2	0.63
1740	2/4/2010	3	WALL/MIDDLE	DRYWALL	WHITE	B	H-802	0.16	0.16
1741	2/4/2010	3	WALL/MIDDLE	DRYWALL	WHITE	A	H-802	0.21	0.15
1742	2/4/2010	4	WALL/MIDDLE	DRYWALL	WHITE	A	H-802	0.22	0.2
1743	2/4/2010	4	WALL/MIDDLE	DRYWALL	WHITE	B	H-802	0.4	0.2
1744	2/4/2010	4	WALL/MIDDLE	DRYWALL	WHITE	C	H-802	0.4	0.2
1745	2/4/2010	4	WALL/MIDDLE	DRYWALL	WHITE	D	H-802	0.28	0.22
1746	2/4/2010	5	WALL/MIDDLE	DRYWALL	WHITE	A	H-802	0.07	0.08
1747	2/4/2010	5	WALL/MIDDLE	DRYWALL	WHITE	B	H-802	0.06	0.08

<b>Table 1 XRF Data</b>									
<b>Sample #</b>	<b>Sample Date</b>	<b>Sample Location<sup>1</sup></b>	<b>Component</b>	<b>Substrate</b>	<b>Color</b>	<b>Wall</b>	<b>Unit Number</b>	<b>XRF Reading (mg/cm<sup>2</sup>)</b>	<b>XRF Error (mg/cm<sup>2</sup>)</b>
1748	2/4/2010	5	WALL/MIDDLE	DRYWALL	WHITE	E	H-802	0.14	0.1
1749	2/4/2010	5	WALL/MIDDLE	DRYWALL	WHITE	F	H-802	0.09	0.11
1750	2/4/2010	6	WALL/MIDDLE	DRYWALL	WHITE	A	H-802	0.09	0.13
1751	2/4/2010	6	WALL/MIDDLE	DRYWALL	WHITE	B	H-802	0.17	0.25
1752	2/4/2010	6	WALL/MIDDLE	DRYWALL	WHITE	C	H-802	0.08	0.1
1753	2/4/2010	6	WALL/MIDDLE	DRYWALL	WHITE	D	H-802	0.2	0.6
1754	2/4/2010	6	CEILING	DRYWALL	WHITE		H-802	0.09	0.11
1755	2/4/2010	5	CEILING	DRYWALL	WHITE		H-802	0.1	0.13
1756	2/4/2010	4	CEILING	DRYWALL	WHITE		H-802	0.4	0.2
1757	2/4/2010	3	CEILING	DRYWALL	WHITE		H-802	0.27	0.32
1758	2/4/2010	2	CEILING	DRYWALL	WHITE		H-802	0.08	0.12
1759	2/4/2010	SHUTTER CAL						10.08	0
1760	2/4/2010	1	CEILING	DRYWALL	WHITE		H-802	< LOD	0.19
1761	2/4/2010	1	CLST SHELF	WOOD	WHITE	F	H-802	< LOD	0.34
1762	2/4/2010	3	CLST SHELF	WOOD	WHITE	B	H-802	< LOD	0.3
1763	2/4/2010	5	CLST SHELF	WOOD	WHITE	B	H-802	< LOD	0.19

<b>Table 1 XRF Data</b>									
<b>Sample #</b>	<b>Sample Date</b>	<b>Sample Location<sup>1</sup></b>	<b>Component</b>	<b>Substrate</b>	<b>Color</b>	<b>Wall</b>	<b>Unit Number</b>	<b>XRF Reading (mg/cm<sup>2</sup>)</b>	<b>XRF Error (mg/cm<sup>2</sup>)</b>
1764	2/4/2010	6	CLST SHELF	WOOD	WHITE	B	H-802	< LOD	0.13
1765	2/4/2010	6	CLST DOOR	WOOD	WHITE	B	H-802	< LOD	1.46
2955	4/26/2010	6	CLST DOOR	WOOD	WHITE	B	H-802	0.24	0.1
1766	2/4/2010	6	CLST DR TRIM	WOOD	WHITE	B	H-802	< LOD	0.45
1767	2/4/2010	5	CLST DOOR	WOOD	WHITE	B	H-802	< LOD	0.14
1768	2/4/2010	3	CLST DOOR	WOOD	WHITE	B	H-802	< LOD	0.4
1769	2/4/2010	1	CLST DOOR	WOOD	WHITE	D	H-802	< LOD	0.14
1770	2/4/2010	1	CLST DR TRIM	WOOD	WHITE	D	H-802	< LOD	0.45
1771	2/4/2010	4	WALL SHELF	WOOD	WHITE	A	H-802	< LOD	0.22
1772	2/4/2010	1	BASEBOARD	WOOD	WHITE	C	H-802	< LOD	0.4
1773	2/4/2010	3	BASEBOARD	WOOD	WHITE	A	H-802	< LOD	0.26
1774	2/4/2010	5	BASEBOARD	WOOD	WHITE	A	H-802	< LOD	0.23
1775	2/4/2010	6	BASEBOARD	WOOD	WHITE	D	H-802	< LOD	0.18
1776	2/4/2010	2	CBNT FRONT	METAL	WHITE	D	H-802	< LOD	0.03
1777	2/4/2010	2	RADIATOR	METAL	WHITE	B	H-802	< LOD	0.15
1778	2/4/2010	3	RADIATOR	METAL	WHITE	C	H-802	< LOD	0.28

<b>Table 1 XRF Data</b>									
<b>Sample #</b>	<b>Sample Date</b>	<b>Sample Location<sup>1</sup></b>	<b>Component</b>	<b>Substrate</b>	<b>Color</b>	<b>Wall</b>	<b>Unit Number</b>	<b>XRF Reading (mg/cm<sup>2</sup>)</b>	<b>XRF Error (mg/cm<sup>2</sup>)</b>
1779	2/4/2010	5	RADIATOR	METAL	WHITE	A	H-802	< LOD	0.3
1780	2/4/2010	1	RADIATOR	METAL	WHITE	A	H-802	0.5	0.2
1781	2/4/2010	1	WNDW TRIM	WOOD	WHITE	A	H-802	0.7	0.2
1782	2/4/2010	2	WNDW TRIM	WOOD	WHITE	C	H-802	0.5	0.3
1783	2/4/2010	3	WNDW TRIM	WOOD	WHITE	C	H-802	< LOD	0.52
1784	2/4/2010	5	WNDW TRIM	WOOD	WHITE	A	H-802	< LOD	0.37
1785	2/4/2010	6	DOOR	WOOD	WHITE	A	H-802	< LOD	0.45
1786	2/4/2010	6	DR. CASING LF	WOOD	WHITE	C	H-802	< LOD	0.45
1787	2/4/2010	6	DR. TRIM	WOOD	WHITE	D	H-802	< LOD	0.45
1788	2/4/2010	1	DR. TRIM	WOOD	WHITE	A	H-802	0.6	0.2
1789	2/4/2010	1	DOOR	WOOD	WHITE	A	H-802	< LOD	0.43
1790	2/4/2010	1	WALL/MIDDLE	DRYWALL	WHITE	B	H-805	< LOD	0.21
1791	2/4/2010	1	WALL/MIDDLE	DRYWALL	WHITE	D	H-805	< LOD	0.29
1792	2/4/2010	1	CBNT BACK	WOOD	WHITE	E	H-805	< LOD	0.28
1793	2/4/2010	1	WALL/MIDDLE	DRYWALL	WHITE	F	H-805	< LOD	0.09
1794	2/4/2010	2	WALL/MIDDLE	DRYWALL	WHITE	A	H-805	< LOD	0.16

<b>Table 1 XRF Data</b>									
<b>Sample #</b>	<b>Sample Date</b>	<b>Sample Location<sup>1</sup></b>	<b>Component</b>	<b>Substrate</b>	<b>Color</b>	<b>Wall</b>	<b>Unit Number</b>	<b>XRF Reading (mg/cm<sup>2</sup>)</b>	<b>XRF Error (mg/cm<sup>2</sup>)</b>
1795	2/4/2010	2	WALL/MIDDLE	DRYWALL	WHITE	B	H-805	< LOD	0.13
1796	2/4/2010	2	WALL/MIDDLE	DRYWALL	WHITE	C	H-805	< LOD	0.13
1797	2/4/2010	2	WALL/MIDDLE	DRYWALL	WHITE	F	H-805	0.14	0.08
1798	2/4/2010	3	WALL/MIDDLE	DRYWALL	WHITE	A	H-805	< LOD	0.11
1799	2/4/2010	3	WALL/MIDDLE	DRYWALL	WHITE	B	H-805	< LOD	0.19
1800	2/4/2010	3	WALL/MIDDLE	DRYWALL	WHITE	C	H-805	< LOD	1.59
2956	4/26/2010	3	WALL/MIDDLE	DRYWALL	WHITE	C	H-805	0.1	0.06
1801	2/4/2010	3	WALL/MIDDLE	DRYWALL	WHITE	D	H-805	< LOD	0.44
1802	2/4/2010	4	WALL/MIDDLE	DRYWALL	WHITE	D	H-805	< LOD	0.21
1803	2/4/2010	4	WALL/MIDDLE	DRYWALL	WHITE	C	H-805	< LOD	0.31
1804	2/4/2010	4	WALL/MIDDLE	DRYWALL	WHITE	B	H-805	< LOD	0.12
1805	2/4/2010	4	WALL/MIDDLE	DRYWALL	WHITE	A	H-805	< LOD	0.16
1806	2/4/2010	5	CBNT FRONT	WOOD	WHITE	A	H-805	< LOD	0.14
1807	2/4/2010	5	WALL/MIDDLE	WOOD	WHITE	B	H-805	< LOD	0.09
1808	2/4/2010	5	WALL/MIDDLE	WOOD	WHITE	C	H-805	< LOD	0.1
1809	2/4/2010	5	WALL/MIDDLE	WOOD	WHITE	D	H-805	< LOD	0.16

<b>Table 1 XRF Data</b>									
<b>Sample #</b>	<b>Sample Date</b>	<b>Sample Location<sup>1</sup></b>	<b>Component</b>	<b>Substrate</b>	<b>Color</b>	<b>Wall</b>	<b>Unit Number</b>	<b>XRF Reading (mg/cm<sup>2</sup>)</b>	<b>XRF Error (mg/cm<sup>2</sup>)</b>
1810	2/4/2010	SHUTTER CAL						9.26	0
1811	2/4/2010	6	WALL/MIDDLE	DRYWALL	WHITE	A	H-805	< LOD	0.19
1812	2/4/2010	6	WALL/MIDDLE	DRYWALL	WHITE	B	H-805	< LOD	0.09
1813	2/4/2010	6	WALL/MIDDLE	DRYWALL	WHITE	C	H-805	< LOD	0.08
1814	2/4/2010	6	WALL/MIDDLE	DRYWALL	WHITE	D	H-805	< LOD	0.16
1815	2/4/2010	6	CEILING	DRYWALL	WHITE		H-805	< LOD	0.08
1816	2/4/2010	5	CEILING	DRYWALL	WHITE		H-805	< LOD	0.11
1817	2/4/2010	4	CEILING	DRYWALL	WHITE		H-805	0.12	0.07
1818	2/4/2010	3	CEILING	DRYWALL	WHITE		H-805	< LOD	0.05
1819	2/4/2010	2	CEILING	DRYWALL	WHITE		H-805	< LOD	0.08
1820	2/4/2010	1	CEILING	DRYWALL	WHITE		H-805	< LOD	0.08
1821	2/4/2010	1	CLST SHELF	WOOD	WHITE	D	H-805	< LOD	0.17
1822	2/4/2010	2	CLST SHELF	WOOD	WHITE	F	H-805	< LOD	0.25
1823	2/4/2010	4	CLST SHELF	WOOD	WHITE	D	H-805	< LOD	0.42
1824	2/4/2010	6	CLST SHELF	WOOD	WHITE	D	H-805	< LOD	0.27
1825	2/4/2010	6	CLST DOOR	WOOD	WHITE	D	H-805	< LOD	0.4

<b>Table 1 XRF Data</b>									
<b>Sample #</b>	<b>Sample Date</b>	<b>Sample Location<sup>1</sup></b>	<b>Component</b>	<b>Substrate</b>	<b>Color</b>	<b>Wall</b>	<b>Unit Number</b>	<b>XRF Reading (mg/cm<sup>2</sup>)</b>	<b>XRF Error (mg/cm<sup>2</sup>)</b>
1826	2/4/2010	4	CLST DOOR	WOOD	WHITE	D	H-805	< LOD	0.35
1827	2/4/2010	2	CLST DOOR	WOOD	WHITE	F	H-805	< LOD	0.15
1828	2/4/2010	1	CLST DOOR	WOOD	WHITE	B	H-805	< LOD	0.24
1829	2/4/2010	5	CBNT FRONT	METAL	WHITE	B	H-805	< LOD	0.11
1830	2/4/2010	3	WALL/LOWER	WOOD	WHITE	A	H-805	< LOD	0.25
1831	2/4/2010	1	RADIATOR	METAL	WHITE	A	H-805	< LOD	0.11
1832	2/4/2010	2	RADIATOR	METAL	WHITE	A	H-805	< LOD	0.23
1833	2/4/2010	4	RADIATOR	METAL	WHITE	C	H-805	< LOD	0.15
1834	2/4/2010	5	RADIATOR	METAL	WHITE	D	H-805	< LOD	0.13
1835	2/4/2010	5	WNDW TRIM	WOOD	WHITE	C	H-805	< LOD	0.42
1836	2/4/2010	4	WNDW TRIM	WOOD	WHITE	C	H-805	< LOD	0.48
1837	2/4/2010	2	WNDW TRIM	WOOD	WHITE	A	H-805	< LOD	0.23
1838	2/4/2010	1	WNDW TRIM	WOOD	WHITE	A	H-805	< LOD	0.28
1839	2/4/2010	1	DR. TRIM	WOOD	WHITE	A	H-805	< LOD	0.28
1840	2/4/2010	1	DOOR	WOOD	WHITE	A	H-805	< LOD	0.38
1841	2/4/2010	6	DOOR	WOOD	WHITE	A	H-805	< LOD	0.29

<b>Table 1 XRF Data</b>									
<b>Sample #</b>	<b>Sample Date</b>	<b>Sample Location<sup>1</sup></b>	<b>Component</b>	<b>Substrate</b>	<b>Color</b>	<b>Wall</b>	<b>Unit Number</b>	<b>XRF Reading (mg/cm<sup>2</sup>)</b>	<b>XRF Error (mg/cm<sup>2</sup>)</b>
1842	2/4/2010	6	DR. CASING LF	WOOD	WHITE	B	H-805	< LOD	0.2
1843	2/4/2010	6	DR. TRIM	WOOD	WHITE	C	H-805	< LOD	0.35
1844	2/4/2010	srm2571	CALIBRATE - FRONT					3.8	0.3
1845	2/4/2010	1	WALL/MIDDLE	DRYWALL	WHITE	A	H-801	0.03	0.03
1846	2/4/2010	1	WALL/MIDDLE	DRYWALL	WHITE	B	H-801	0.01	0.03
1847	2/4/2010	1	WALL/MIDDLE	DRYWALL	WHITE	C	H-801	0.04	0.1
1848	2/4/2010	1	WALL/MIDDLE	DRYWALL	WHITE	F	H-801	0.01	0.03
1849	2/4/2010	2	WALL/MIDDLE	DRYWALL	WHITE	A	H-801	0.06	0.12
1850	2/4/2010	2	WALL/MIDDLE	DRYWALL	WHITE	B	H-801	0.06	0.15
1851	2/4/2010	2	WALL/MIDDLE	DRYWALL	WHITE	C	H-801	0.08	0.15
1852	2/4/2010	2	WALL/MIDDLE	DRYWALL	WHITE	D	H-801	0.01	0.03
1853	2/4/2010	3	WALL/MIDDLE	DRYWALL	WHITE	D	H-801	0.28	0.58
1854	2/4/2010	3	WALL/MIDDLE	DRYWALL	WHITE	C	H-801	0.21	0.36
1855	2/4/2010	3	WALL/MIDDLE	DRYWALL	WHITE	B	H-801	0.09	0.23
1856	2/4/2010	3	WALL/MIDDLE	DRYWALL	WHITE	A	H-801	0.13	0.18
1857	2/4/2010	4	WALL/MIDDLE	DRYWALL	WHITE	C	H-801	0.03	0.03

<b>Table 1 XRF Data</b>									
<b>Sample #</b>	<b>Sample Date</b>	<b>Sample Location<sup>1</sup></b>	<b>Component</b>	<b>Substrate</b>	<b>Color</b>	<b>Wall</b>	<b>Unit Number</b>	<b>XRF Reading (mg/cm<sup>2</sup>)</b>	<b>XRF Error (mg/cm<sup>2</sup>)</b>
1858	2/4/2010	4	WALL/MIDDLE	DRYWALL	WHITE	D	H-801	0.05	0.09
1859	2/4/2010	4	WALL/MIDDLE	DRYWALL	WHITE	E	H-801	0.09	0.19
1860	2/4/2010	SHUTTER CAL						9.31	0
1861	2/4/2010	4	WALL/MIDDLE	DRYWALL	WHITE	F	H-801	< LOD	0.07
1862	2/4/2010	5	WALL/MIDDLE	DRYWALL	WHITE	B	H-801	< LOD	0.04
1863	2/4/2010	5	WALL/MIDDLE	DRYWALL	WHITE	C	H-801	< LOD	0.03
1864	2/4/2010	5	WALL/MIDDLE	DRYWALL	WHITE	D	H-801	< LOD	0.05
1865	2/4/2010	5	WALL/MIDDLE	DRYWALL	WHITE	E	H-801	< LOD	0.08
1866	2/4/2010	6	CBNT FRONT	WOOD	WHITE	A	H-801	< LOD	0.25
1867	2/4/2010	6	WALL/MIDDLE	DRYWALL	WHITE	B	H-801	< LOD	0.26
1868	2/4/2010	6	WALL/MIDDLE	DRYWALL	WHITE	C	H-801	< LOD	0.24
1869	2/4/2010	6	WALL/MIDDLE	DRYWALL	WHITE	D	H-801	< LOD	0.33
1870	2/4/2010	7	WALL/MIDDLE	DRYWALL	WHITE	B	H-801	< LOD	0.03
1871	2/4/2010	7	WALL/MIDDLE	DRYWALL	WHITE	C	H-801	< LOD	0.04
1872	2/4/2010	7	WALL/MIDDLE	DRYWALL	WHITE	D	H-801	< LOD	0.04
1873	2/4/2010	7	WALL/MIDDLE	DRYWALL	WHITE	E	H-801	< LOD	0.03

<b>Table 1 XRF Data</b>									
<b>Sample #</b>	<b>Sample Date</b>	<b>Sample Location<sup>1</sup></b>	<b>Component</b>	<b>Substrate</b>	<b>Color</b>	<b>Wall</b>	<b>Unit Number</b>	<b>XRF Reading (mg/cm<sup>2</sup>)</b>	<b>XRF Error (mg/cm<sup>2</sup>)</b>
1874	2/4/2010	7	CEILING	DRYWALL	WHITE		H-801	< LOD	0.05
1875	2/4/2010	6	CEILING	DRYWALL	WHITE		H-801	< LOD	0.08
1876	2/4/2010	6	CEILING	DRYWALL	WHITE		H-801	< LOD	0.28
1877	2/4/2010	5	CEILING	DRYWALL	WHITE		H-801	< LOD	0.03
1878	2/4/2010	4	CEILING	DRYWALL	WHITE		H-801	< LOD	0.06
1879	2/4/2010	3	CEILING	DRYWALL	WHITE		H-801	< LOD	0.03
1880	2/4/2010	2	CEILING	DRYWALL	WHITE		H-801	< LOD	0.18
1881	2/4/2010	1	CEILING	DRYWALL	WHITE		H-801	< LOD	0.03
1882	2/4/2010	1	CLST SHELF	WOOD	WHITE	B	H-801	< LOD	0.14
1883	2/4/2010	2	CLST SHELF	WOOD	WHITE	D	H-801	< LOD	0.15
1884	2/4/2010	4	CLST SHELF	WOOD	WHITE	C	H-801	< LOD	0.23
1885	2/4/2010	5	CLST SHELF	WOOD	WHITE	E	H-801	< LOD	0.08
1886	2/4/2010	5	CLST DOOR	WOOD	WHITE	E	H-801	< LOD	0.11
1887	2/4/2010	5	CLST DR TRIM	WOOD	WHITE	E	H-801	< LOD	0.11
1888	2/4/2010	4	CLST DR TRIM	WOOD	WHITE	C	H-801	< LOD	0.49
1889	2/4/2010	2	CLST DR TRIM	WOOD	WHITE	D	H-801	< LOD	0.06

<b>Table 1 XRF Data</b>									
<b>Sample #</b>	<b>Sample Date</b>	<b>Sample Location<sup>1</sup></b>	<b>Component</b>	<b>Substrate</b>	<b>Color</b>	<b>Wall</b>	<b>Unit Number</b>	<b>XRF Reading (mg/cm<sup>2</sup>)</b>	<b>XRF Error (mg/cm<sup>2</sup>)</b>
1890	2/4/2010	1	CLST DR TRIM	WOOD	WHITE	D	H-801	< LOD	0.29
1891	2/4/2010	1	CLST DOOR	WOOD	WHITE	D	H-801	< LOD	0.29
1892	2/4/2010	3	WALL SHELF	WOOD	WHITE	C	H-801	< LOD	0.12
1893	2/4/2010	1	BASEBOARD	WOOD	WHITE	B	H-801	< LOD	0.3
1894	2/4/2010	2	BASEBOARD	WOOD	WHITE	C	H-801	< LOD	0.31
1895	2/4/2010	4	BASEBOARD	WOOD	WHITE	D	H-801	< LOD	0.79
1896	2/4/2010	5	BASEBOARD	WOOD	WHITE	D	H-801	< LOD	0.17
1897	2/4/2010	7	BASEBOARD	WOOD	WHITE	D	H-801	< LOD	0.11
1898	2/4/2010	6	CBNT FRONT	METAL	WHITE	B	H-801	< LOD	0.03
1899	2/4/2010	6	RADIATOR	METAL	WHITE	D	H-801	< LOD	0.06
1900	2/4/2010	5	RADIATOR	METAL	WHITE	C	H-801	< LOD	0.09
1901	2/4/2010	4	RADIATOR	METAL	WHITE	E	H-801	< LOD	0.2
1902	2/4/2010	2	RADIATOR	METAL	WHITE	A	H-801	< LOD	0.22
1903	2/4/2010	1	RADIATOR	METAL	WHITE	A	H-801	< LOD	0.18
1904	2/4/2010	1	WNDW TRIM	WOOD	WHITE	A	H-801	< LOD	0.2
1905	2/4/2010	2	WNDW TRIM	WOOD	WHITE	A	H-801	< LOD	0.37

<b>Table 1 XRF Data</b>									
<b>Sample #</b>	<b>Sample Date</b>	<b>Sample Location<sup>1</sup></b>	<b>Component</b>	<b>Substrate</b>	<b>Color</b>	<b>Wall</b>	<b>Unit Number</b>	<b>XRF Reading (mg/cm<sup>2</sup>)</b>	<b>XRF Error (mg/cm<sup>2</sup>)</b>
1906	2/4/2010	4	WNDW TRIM	WOOD	WHITE	E	H-801	< LOD	0.32
1907	2/4/2010	5	WNDW TRIM	WOOD	WHITE	E	H-801	< LOD	0.59
1908	2/4/2010	6	WNDW TRIM	WOOD	WHITE	C	H-801	< LOD	0.41
1909	2/4/2010	6	WNDW TRIM	WOOD	WHITE	C	H-801	< LOD	0.2
1910	2/4/2010	SHUTTER CAL						9.86	0
1911	2/4/2010	1	DOOR	WOOD	WHITE	A	H-801	< LOD	0.23
1912	2/4/2010	1	DR. TRIM	WOOD	WHITE	A	H-801	< LOD	0.03
1913	2/4/2010	7	DR. TRIM	WOOD	WHITE	A	H-801	< LOD	0.33
1914	2/4/2010	7	DR. CASING LF	WOOD	WHITE	B	H-801	< LOD	0.4
1915	2/4/2010	7	DOOR	WOOD	WHITE	C	H-801	< LOD	1.17
2957	4/26/2010	7	DOOR	WOOD	WHITE	C	H-801	0.13	0.09
1916	2/4/2010	srm2572	CALIBRATE - FRONT					1.6	0.2
1917	2/5/2010	SHUTTER CAL						9.83	0
1918	2/5/2010	srm2571	CALIBRATE - FRONT					3.7	0.7
1919	2/5/2010	1	WALL/MIDDLE	DRYWALL	WHITE	B	H-806	< LOD	0.3
1920	2/5/2010	1	CBNT BACK	WOOD	WHITE	C	H-806	< LOD	0.17

<b>Table 1 XRF Data</b>									
<b>Sample #</b>	<b>Sample Date</b>	<b>Sample Location<sup>1</sup></b>	<b>Component</b>	<b>Substrate</b>	<b>Color</b>	<b>Wall</b>	<b>Unit Number</b>	<b>XRF Reading (mg/cm<sup>2</sup>)</b>	<b>XRF Error (mg/cm<sup>2</sup>)</b>
1921	2/5/2010	1	WALL/MIDDLE	DRYWALL	WHITE	E	H-806	< LOD	0.1
1922	2/5/2010	1	WALL/MIDDLE	DRYWALL	WHITE	F	H-806	< LOD	0.12
1923	2/5/2010	2	CBNT FRONT	WOOD	WHITE	A	H-806	< LOD	0.38
1924	2/5/2010	2	WALL/MIDDLE	DRYWALL	WHITE	B	H-806	< LOD	0.07
1925	2/5/2010	2	WALL/MIDDLE	DRYWALL	WHITE	C	H-806	< LOD	0.1
1926	2/5/2010	2	WALL/MIDDLE	DRYWALL	WHITE	D	H-806	< LOD	0.05
1927	2/5/2010	3	WALL/MIDDLE	DRYWALL	WHITE	C	H-806	< LOD	0.03
1928	2/5/2010	3	WALL/MIDDLE	DRYWALL	WHITE	D	H-806	< LOD	0.05
1929	2/5/2010	3	WALL/MIDDLE	DRYWALL	WHITE	E	H-806	< LOD	0.18
1930	2/5/2010	3	WALL/MIDDLE	DRYWALL	WHITE	F	H-806	< LOD	0.11
1931	2/5/2010	4	WALL/MIDDLE	DRYWALL	WHITE	B	H-806	< LOD	0.12
1932	2/5/2010	4	WALL/MIDDLE	DRYWALL	WHITE	C	H-806	< LOD	0.08
1933	2/5/2010	4	WALL/MIDDLE	DRYWALL	WHITE	D	H-806	< LOD	0.09
1934	2/5/2010	4	WALL/MIDDLE	DRYWALL	WHITE	E	H-806	< LOD	0.12
1935	2/5/2010	5	WALL/MIDDLE	DRYWALL	WHITE	A	H-806	< LOD	0.18
1936	2/5/2010	5	WALL/MIDDLE	DRYWALL	WHITE	B	H-806	0.18	0.1

<b>Table 1 XRF Data</b>									
<b>Sample #</b>	<b>Sample Date</b>	<b>Sample Location<sup>1</sup></b>	<b>Component</b>	<b>Substrate</b>	<b>Color</b>	<b>Wall</b>	<b>Unit Number</b>	<b>XRF Reading (mg/cm<sup>2</sup>)</b>	<b>XRF Error (mg/cm<sup>2</sup>)</b>
1937	2/5/2010	5	WALL/MIDDLE	DRYWALL	WHITE	C	H-806	< LOD	0.9
1938	2/5/2010	5	WALL/MIDDLE	DRYWALL	WHITE	D	H-806	< LOD	0.22
1939	2/5/2010	6	WALL/MIDDLE	DRYWALL	WHITE	A	H-806	0.13	0.07
1940	2/5/2010	6	WALL/MIDDLE	DRYWALL	WHITE	B	H-806	< LOD	0.25
1941	2/5/2010	6	WALL/MIDDLE	DRYWALL	WHITE	C	H-806	< LOD	0.22
1942	2/5/2010	6	WALL/MIDDLE	DRYWALL	WHITE	D	H-806	< LOD	0.06
1943	2/5/2010	7	WALL/MIDDLE	DRYWALL	WHITE	A	H-806	< LOD	0.03
1944	2/5/2010	7	WALL/MIDDLE	DRYWALL	WHITE	B	H-806	< LOD	0.03
1945	2/5/2010	7	WALL/MIDDLE	DRYWALL	WHITE	D	H-806	< LOD	0.12
1946	2/5/2010	7	WALL/MIDDLE	DRYWALL	WHITE	E	H-806	< LOD	0.17
1947	2/5/2010	7	CEILING	DRYWALL	WHITE		H-806	< LOD	0.05
1948	2/5/2010	6	CEILING	DRYWALL	WHITE		H-806	< LOD	0.14
1949	2/5/2010	5	CEILING	DRYWALL	WHITE		H-806	< LOD	0.22
1950	2/5/2010	4	CEILING	DRYWALL	WHITE		H-806	< LOD	0.16
1951	2/5/2010	3	CEILING	DRYWALL	WHITE		H-806	< LOD	0.22
1952	2/5/2010	2	CEILING	DRYWALL	WHITE		H-806	< LOD	0.04

<b>Table 1 XRF Data</b>									
<b>Sample #</b>	<b>Sample Date</b>	<b>Sample Location<sup>1</sup></b>	<b>Component</b>	<b>Substrate</b>	<b>Color</b>	<b>Wall</b>	<b>Unit Number</b>	<b>XRF Reading (mg/cm<sup>2</sup>)</b>	<b>XRF Error (mg/cm<sup>2</sup>)</b>
1953	2/5/2010	1	CEILING	DRYWALL	WHITE		H-806	< LOD	0.13
1954	2/5/2010	1	CLST SHELF	WOOD	WHITE	F	H-806	< LOD	0.28
1955	2/5/2010	3	CLST SHELF	WOOD	WHITE	C	H-806	< LOD	0.24
1956	2/5/2010	4	CLST SHELF	WOOD	WHITE	E	H-806	< LOD	0.17
1957	2/5/2010	6	CLST SHELF	WOOD	WHITE	D	H-806	< LOD	0.24
1958	2/5/2010	6	CLST DOOR	WOOD	WHITE	D	H-806	< LOD	0.24
1959	2/5/2010	4	CLST DOOR	WOOD	WHITE	E	H-806	< LOD	0.49
1960	2/5/2010	3	CLST DOOR	WOOD	WHITE	C	H-806	< LOD	0.25
1961	2/5/2010	3	CLST DR TRIM	WOOD	WHITE	C	H-806	< LOD	0.14
1962	2/5/2010	1	CLST DR TRIM	WOOD	WHITE	D	H-806	< LOD	0.34
1963	2/5/2010	1	CLST DOOR	WOOD	WHITE	D	H-806	< LOD	0.22
1964	2/5/2010	5	WALL SHELF	WOOD	WHITE	C	H-806	0.15	0.08
1965	2/5/2010	1	BASEBOARD	WOOD	WHITE	B	H-806	< LOD	0.13
1966	2/5/2010	3	BASEBOARD	WOOD	WHITE	C	H-806	< LOD	0.22
1967	2/5/2010	4	BASEBOARD	WOOD	WHITE	B	H-806	< LOD	0.47
1968	2/5/2010	6	BASEBOARD	WOOD	WHITE	C	H-806	< LOD	0.25

<b>Table 1 XRF Data</b>									
<b>Sample #</b>	<b>Sample Date</b>	<b>Sample Location<sup>1</sup></b>	<b>Component</b>	<b>Substrate</b>	<b>Color</b>	<b>Wall</b>	<b>Unit Number</b>	<b>XRF Reading (mg/cm<sup>2</sup>)</b>	<b>XRF Error (mg/cm<sup>2</sup>)</b>
1969	2/5/2010	7	BASEBOARD	WOOD	WHITE	C	H-806	< LOD	0.31
1970	2/5/2010	7	CLST SHELF	WOOD	WHITE	C	H-806	< LOD	0.17
1971	2/5/2010	SHUTTER CAL						10.34	0
1972	2/5/2010	7	CLST DOOR	WOOD	WHITE	C	H-806	< LOD	1.5
2958	4/26/2010	7	CLST DOOR	WOOD	WHITE	C	H-806	0.16	0.07
1973	2/5/2010	7	CLST DR TRIM	WOOD	WHITE	C	H-806	< LOD	0.19
1974	2/5/2010	2	CBNT FRONT	METAL	WHITE	D	H-806	< LOD	0.04
1975	2/5/2010	2	RADIATOR	METAL	WHITE	B	H-806	< LOD	0.38
1976	2/5/2010	3	RADIATOR	METAL	WHITE	E	H-806	< LOD	0.13
1977	2/5/2010	4	RADIATOR	METAL	WHITE	C	H-806	< LOD	0.39
1978	2/5/2010	6	RADIATOR	METAL	WHITE	A	H-806	< LOD	0.34
1979	2/5/2010	6	WNDW TRIM	WOOD	WHITE	A	H-806	< LOD	0.4
1980	2/5/2010	4	WNDW TRIM	WOOD	WHITE	C	H-806	0.5	0.3
1981	2/5/2010	3	WNDW TRIM	WOOD	WHITE	E	H-806	< LOD	0.22
1982	2/5/2010	2	WNDW TRIM	WOOD	WHITE	C	H-806	< LOD	0.2
1983	2/5/2010	1	WNDW TRIM	WOOD	WHITE	A	H-806	< LOD	0.37

<b>Table 1 XRF Data</b>									
<b>Sample #</b>	<b>Sample Date</b>	<b>Sample Location<sup>1</sup></b>	<b>Component</b>	<b>Substrate</b>	<b>Color</b>	<b>Wall</b>	<b>Unit Number</b>	<b>XRF Reading (mg/cm<sup>2</sup>)</b>	<b>XRF Error (mg/cm<sup>2</sup>)</b>
1984	2/5/2010	1	RADIATOR	METAL	WHITE	A	H-806	< LOD	0.18
1985	2/5/2010	1	DOOR	WOOD	WHITE	A	H-806	< LOD	0.22
1986	2/5/2010	1	DR. TRIM	WOOD	WHITE	A	H-806	< LOD	0.31
1987	2/5/2010	7	DR. TRIM	WOOD	WHITE	A	H-806	< LOD	0.21
1988	2/5/2010	7	DR. CASING LF	WOOD	WHITE	D	H-806	< LOD	0.13
1989	2/5/2010	7	DOOR	WOOD	WHITE	E	H-806	< LOD	0.15
1990	2/5/2010	srm2572	CALIBRATE - FRONT					1.7	0.3
1991	2/5/2010	1	WALL/MIDDLE	DRYWALL	WHITE	B	H-808	0.1	0.11
1992	2/5/2010	1	CBNT BACK	WOOD	WHITE	C	H-808	0.22	0.23
1993	2/5/2010	1	WALL/MIDDLE	DRYWALL	WHITE	D	H-808	0.13	0.21
1994	2/5/2010	1	WALL/MIDDLE	DRYWALL	WHITE	F	H-808	0.1	0.13
1995	2/5/2010	2	CBNT FRONT	WOOD	WHITE	A	H-808	0.2	0.21
1996	2/5/2010	2	WALL/MIDDLE	DRYWALL	WHITE	B	H-808	0.09	0.09
1997	2/5/2010	2	WALL/MIDDLE	DRYWALL	WHITE	C	H-808	0.1	0.18
1998	2/5/2010	2	WALL/MIDDLE	DRYWALL	WHITE	D	H-808	0.13	0.18
1999	2/5/2010	4	WALL/MIDDLE	DRYWALL	WHITE	A	H-808	0.12	0.14

<b>Table 1 XRF Data</b>									
<b>Sample #</b>	<b>Sample Date</b>	<b>Sample Location<sup>1</sup></b>	<b>Component</b>	<b>Substrate</b>	<b>Color</b>	<b>Wall</b>	<b>Unit Number</b>	<b>XRF Reading (mg/cm<sup>2</sup>)</b>	<b>XRF Error (mg/cm<sup>2</sup>)</b>
2000	2/5/2010	4	WALL/MIDDLE	DRYWALL	WHITE	B	H-808	0.07	0.1
2001	2/5/2010	4	WALL/MIDDLE	DRYWALL	WHITE	C	H-808	0.14	0.13
2002	2/5/2010	3	WALL/MIDDLE	DRYWALL	WHITE	A	H-808	0.22	0.61
2003	2/5/2010	3	WALL/MIDDLE	DRYWALL	WHITE	B	H-808	0.01	0.02
2004	2/5/2010	3	WALL/MIDDLE	DRYWALL	WHITE	C	H-808	0.03	0.07
2005	2/5/2010	3	WALL/MIDDLE	DRYWALL	WHITE	D	H-808	0.21	0.26
2006	2/5/2010	5	WALL/MIDDLE	DRYWALL	WHITE	A	H-808	0.1	0.14
2007	2/5/2010	5	WALL/MIDDLE	DRYWALL	WHITE	B	H-808	0.02	0.03
2008	2/5/2010	5	WALL/MIDDLE	DRYWALL	WHITE	E	H-808	0.09	0.12
2009	2/5/2010	5	WALL/MIDDLE	DRYWALL	WHITE	F	H-808	0.1	0.14
2010	2/5/2010	6	WALL/MIDDLE	DRYWALL	WHITE	A	H-808	0.04	0.09
2011	2/5/2010	6	WALL/MIDDLE	DRYWALL	WHITE	B	H-808	0.07	0.13
2012	2/5/2010	6	WALL/MIDDLE	DRYWALL	WHITE	C	H-808	0.04	0.08
2013	2/5/2010	6	WALL/MIDDLE	DRYWALL	WHITE	D	H-808	0.09	0.11
2014	2/5/2010	6	CEILING	DRYWALL	WHITE		H-808	0.04	0.07
2015	2/5/2010	5	CEILING	DRYWALL	WHITE		H-808	0.08	0.11

<b>Table 1 XRF Data</b>									
<b>Sample #</b>	<b>Sample Date</b>	<b>Sample Location<sup>1</sup></b>	<b>Component</b>	<b>Substrate</b>	<b>Color</b>	<b>Wall</b>	<b>Unit Number</b>	<b>XRF Reading (mg/cm<sup>2</sup>)</b>	<b>XRF Error (mg/cm<sup>2</sup>)</b>
2016	2/5/2010	4	CEILING	DRYWALL	WHITE		H-808	0.22	0.25
2017	2/5/2010	3	CEILING	DRYWALL	WHITE		H-808	0.12	0.24
2018	2/5/2010	2	CEILING	DRYWALL	WHITE		H-808	0.05	0.09
2019	2/5/2010	1	CEILING	DRYWALL	WHITE		H-808	0.04	0.05
2020	2/5/2010	1	CLST SHELF	WOOD	WHITE	D	H-808	0.14	0.17
2021	2/5/2010	SHUTTER CAL						9.15	0
2022	2/5/2010	3	CLST SHELF	WOOD	WHITE	B	H-808	< LOD	0.11
2023	2/5/2010	5	CLST SHELF	WOOD	WHITE	B	H-808	< LOD	0.23
2024	2/5/2010	6	CLST SHELF	WOOD	WHITE	B	H-808	< LOD	0.12
2025	2/5/2010	6	CLST DOOR	WOOD	WHITE	B	H-808	< LOD	0.09
2026	2/5/2010	6	CLST DR TRIM	WOOD	WHITE	B	H-808	< LOD	0.48
2027	2/5/2010	5	CLST DOOR	WOOD	WHITE	B	H-808	< LOD	0.09
2028	2/5/2010	3	CLST DOOR	WOOD	WHITE	B	H-808	< LOD	0.43
2029	2/5/2010	1	CLST DOOR	WOOD	WHITE	F	H-808	< LOD	1.62
2959	4/26/2010	1	CLST DOOR	WOOD	WHITE	F	H-808	0.15	0.07
2030	2/5/2010	1	CLST DR TRIM	WOOD	WHITE	F	H-808	< LOD	0.23

<b>Table 1 XRF Data</b>									
<b>Sample #</b>	<b>Sample Date</b>	<b>Sample Location<sup>1</sup></b>	<b>Component</b>	<b>Substrate</b>	<b>Color</b>	<b>Wall</b>	<b>Unit Number</b>	<b>XRF Reading (mg/cm<sup>2</sup>)</b>	<b>XRF Error (mg/cm<sup>2</sup>)</b>
2031	2/5/2010	4	WALL SHELF	WOOD	WHITE	A	H-808	< LOD	0.22
2032	2/5/2010	2	CBNT FRONT	METAL	WHITE	D	H-808	< LOD	0.03
2033	2/5/2010	2	RADIATOR	METAL	WHITE	B	H-808	< LOD	0.17
2034	2/5/2010	3	RADIATOR	METAL	WHITE	C	H-808	< LOD	0.19
2035	2/5/2010	5	RADIATOR	METAL	WHITE	A	H-808	< LOD	0.25
2036	2/5/2010	1	RADIATOR	METAL	WHITE	A	H-808	< LOD	0.08
2037	2/5/2010	1	WNDW TRIM	WOOD	WHITE	A	H-808	< LOD	0.23
2038	2/5/2010	2	WNDW TRIM	WOOD	WHITE	C	H-808	< LOD	0.21
2039	2/5/2010	3	WNDW TRIM	WOOD	WHITE	C	H-808	< LOD	0.37
2040	2/5/2010	5	WNDW TRIM	WOOD	WHITE	A	H-808	< LOD	0.39
2041	2/5/2010	6	DOOR	WOOD	WHITE	A	H-808	< LOD	1.2
2960	4/26/2010	6	DOOR	WOOD	WHITE	A	H-808	0.14	0.05
2042	2/5/2010	6	DR. CASING LF	WOOD	WHITE	D	H-808	< LOD	0.45
2043	2/5/2010	6	DR. TRIM	WOOD	WHITE	C	H-808	0.1	0.05
2044	2/5/2010	1	DR. TRIM	WOOD	WHITE	A	H-808	< LOD	0.38
2045	2/5/2010	1	DOOR	WOOD	WHITE	A	H-808	< LOD	0.18

<b>Table 1 XRF Data</b>									
<b>Sample #</b>	<b>Sample Date</b>	<b>Sample Location<sup>1</sup></b>	<b>Component</b>	<b>Substrate</b>	<b>Color</b>	<b>Wall</b>	<b>Unit Number</b>	<b>XRF Reading (mg/cm<sup>2</sup>)</b>	<b>XRF Error (mg/cm<sup>2</sup>)</b>
2046	2/5/2010	srm2573	CALIBRATE - FRONT					1.1	0.1
2047	2/5/2010	1	WALL/MIDDLE	DRYWALL	WHITE	B	J-901	0.1	0.11
2048	2/5/2010	1	WALL/MIDDLE	DRYWALL	WHITE	C	J-901	0.19	0.18
2049	2/5/2010	1	WALL/MIDDLE	DRYWALL	WHITE	A	J-901	0.14	0.09
2050	2/5/2010	1	WALL/MIDDLE	DRYWALL	WHITE	F	J-901	0.17	0.2
2051	2/5/2010	4	WALL/MIDDLE	DRYWALL	WHITE	C	J-901	0.05	0.09
2052	2/5/2010	4	WALL/MIDDLE	DRYWALL	WHITE	D	J-901	0.02	0.05
2053	2/5/2010	4	WALL/MIDDLE	DRYWALL	WHITE	E	J-901	0.07	0.15
2054	2/5/2010	4	WALL/MIDDLE	DRYWALL	WHITE	F	J-901	0.04	0.09
2055	2/5/2010	6	CBNT FRONT	WOOD	WHITE	A	J-901	0.25	0.25
2056	2/5/2010	6	WALL/MIDDLE	DRYWALL	WHITE	B	J-901	0.3	0.22
2057	2/5/2010	6	WALL/MIDDLE	DRYWALL	WHITE	C	J-901	0.16	0.19
2058	2/5/2010	6	WALL/MIDDLE	DRYWALL	WHITE	D	J-901	0.04	0.09
2059	2/5/2010	7	WALL/MIDDLE	DRYWALL	WHITE	B	J-901	0.05	0.07
2060	2/5/2010	7	WALL/MIDDLE	DRYWALL	WHITE	C	J-901	0.08	0.1
2061	2/5/2010	7	WALL/MIDDLE	DRYWALL	WHITE	D	J-901	0.21	0.27

<b>Table 1 XRF Data</b>									
<b>Sample #</b>	<b>Sample Date</b>	<b>Sample Location<sup>1</sup></b>	<b>Component</b>	<b>Substrate</b>	<b>Color</b>	<b>Wall</b>	<b>Unit Number</b>	<b>XRF Reading (mg/cm<sup>2</sup>)</b>	<b>XRF Error (mg/cm<sup>2</sup>)</b>
2062	2/5/2010	7	WALL/MIDDLE	DRYWALL	WHITE	E	J-901	0.05	0.07
2063	2/5/2010	7	CEILING	DRYWALL	WHITE		J-901	0.08	0.1
2064	2/5/2010	5	WALL/MIDDLE	DRYWALL	WHITE	B	J-901	0.13	0.15
2065	2/5/2010	5	WALL/MIDDLE	DRYWALL	WHITE	C	J-901	0.05	0.06
2066	2/5/2010	5	WALL/MIDDLE	DRYWALL	WHITE	D	J-901	0.14	0.2
2067	2/5/2010	5	WALL/MIDDLE	DRYWALL	WHITE	E	J-901	0.11	0.15
2068	2/5/2010	3	WALL/MIDDLE	DRYWALL	WHITE	A	J-901	0.23	0.39
2069	2/5/2010	3	WALL/MIDDLE	DRYWALL	WHITE	B	J-901	0.12	0.21
2070	2/5/2010	3	WALL/MIDDLE	DRYWALL	WHITE	C	J-901	< LOD	0
2071	2/5/2010	3	WALL/MIDDLE	DRYWALL	WHITE	D	J-901	0.19	0.27
2072	2/5/2010	SHUTTER CAL						8.76	0
2073	2/5/2010	6	CEILING	DRYWALL	WHITE		J-901	< LOD	0.21
2074	2/5/2010	5	CEILING	DRYWALL	WHITE		J-901	< LOD	0.12
2075	2/5/2010	4	CEILING	DRYWALL	WHITE		J-901	< LOD	0.03
2076	2/5/2010	3	CEILING	DRYWALL	WHITE		J-901	< LOD	0.03
2077	2/5/2010	1	CEILING	DRYWALL	WHITE		J-901	< LOD	0.3

<b>Table 1 XRF Data</b>									
<b>Sample #</b>	<b>Sample Date</b>	<b>Sample Location<sup>1</sup></b>	<b>Component</b>	<b>Substrate</b>	<b>Color</b>	<b>Wall</b>	<b>Unit Number</b>	<b>XRF Reading (mg/cm<sup>2</sup>)</b>	<b>XRF Error (mg/cm<sup>2</sup>)</b>
2078	2/5/2010	2	CEILING	DRYWALL	WHITE	A	J-901	< LOD	0.12
2079	2/5/2010	2	CEILING	DRYWALL	WHITE	B	J-901	< LOD	0.16
2080	2/5/2010	2	CEILING	DRYWALL	WHITE	C	J-901	< LOD	0.17
2081	2/5/2010	2	CEILING	DRYWALL	WHITE	D	J-901	< LOD	0.16
2082	2/5/2010	2	WALL/MIDDLE	DRYWALL	WHITE		J-901	< LOD	0.11
2083	2/5/2010	1	CLST SHELF	WOOD	WHITE	B	J-901	< LOD	1.36
2961	4/26/2010	1	CLST SHELF	WOOD	WHITE	B	J-901	0.09	0.04
2084	2/5/2010	2	CLST SHELF	WOOD	WHITE	D	J-901	7.7	2.4
2085	2/5/2010	2	CLST SHELF	WOOD	WHITE	D	J-901	< LOD	0.07
2086	2/5/2010	4	CLST SHELF	WOOD	WHITE	C	J-901	< LOD	0.09
2087	2/5/2010	5	CLST SHELF	WOOD	WHITE	E	J-901	< LOD	0.33
2088	2/5/2010	7	CLST SHELF	WOOD	WHITE	D	J-901	< LOD	0.2
2089	2/5/2010	7	CLST DOOR	WOOD	WHITE	D	J-901	< LOD	1.6
2962	4/26/2010	7	CLST DOOR	WOOD	WHITE	D	J-901	0.16	0.07
2090	2/5/2010	5	CLST DOOR	WOOD	WHITE	E	J-901	< LOD	1.18
2963	4/26/2010	5	CLST DOOR	WOOD	WHITE	E	J-901	0.17	0.07

<b>Table 1 XRF Data</b>									
<b>Sample #</b>	<b>Sample Date</b>	<b>Sample Location<sup>1</sup></b>	<b>Component</b>	<b>Substrate</b>	<b>Color</b>	<b>Wall</b>	<b>Unit Number</b>	<b>XRF Reading (mg/cm<sup>2</sup>)</b>	<b>XRF Error (mg/cm<sup>2</sup>)</b>
2091	2/5/2010	4	CLST DOOR	WOOD	WHITE	C	J-901	< LOD	0.2
2092	2/5/2010	2	CLST DOOR	WOOD	WHITE	D	J-901	< LOD	0.24
2093	2/5/2010	3	WALL SHELF	WOOD	WHITE	C	J-901	< LOD	0.13
2094	2/5/2010	1	BASEBOARD	WOOD	WHITE	C	J-901	< LOD	0.41
2095	2/5/2010	2	BASEBOARD	WOOD	WHITE	C	J-901	< LOD	0.16
2096	2/5/2010	4	BASEBOARD	WOOD	WHITE	B	J-901	< LOD	0.19
2097	2/5/2010	5	BASEBOARD	WOOD	WHITE	B	J-901	< LOD	0.14
2098	2/5/2010	7	BASEBOARD	WOOD	WHITE	B	J-901	< LOD	0.31
2099	2/5/2010	1	CLST DOOR	WOOD	WHITE	D	J-901	< LOD	0.31
2100	2/5/2010	1	CLST DR TRIM	WOOD	WHITE	D	J-901	< LOD	0.32
2101	2/5/2010	6	CBNT FRONT	METAL	WHITE	B	J-901	< LOD	0.09
2102	2/5/2010	6	RADIATOR	METAL	WHITE	D	J-901	< LOD	0.16
2103	2/5/2010	5	RADIATOR	METAL	WHITE	C	J-901	< LOD	0.1
2104	2/5/2010	4	RADIATOR	METAL	WHITE	E	J-901	< LOD	0.12
2105	2/5/2010	2	RADIATOR	METAL	WHITE	A	J-901	< LOD	0.28
2106	2/5/2010	1	RADIATOR	METAL	WHITE	A	J-901	< LOD	0.18

Table 1 XRF Data									
Sample #	Sample Date	Sample Location <sup>1</sup>	Component	Substrate	Color	Wall	Unit Number	XRF Reading (mg/cm <sup>2</sup> )	XRF Error (mg/cm <sup>2</sup> )
2107	2/5/2010	1	WNDW TRIM	WOOD	WHITE	A	J-901	< LOD	0.28
2108	2/5/2010	2	WNDW TRIM	WOOD	WHITE	A	J-901	< LOD	0.19
2109	2/5/2010	3	WNDW TRIM	WOOD	WHITE	E	J-901	< LOD	0.15
2110	2/5/2010	5	WNDW TRIM	WOOD	WHITE	C	J-901	< LOD	0.36
2111	2/5/2010	6	WNDW TRIM	WOOD	WHITE	C	J-901	< LOD	0.6
2112	2/5/2010	7	DOOR	WOOD	WHITE	A	J-901	< LOD	1.24
2964	4/26/2010	7	DOOR	WOOD	WHITE	A	J-901	0.15	0.12
2113	2/5/2010	7	DR. CASING LF	WOOD	WHITE	B	J-901	< LOD	0.23
2114	2/5/2010	7	DR. TRIM	WOOD	WHITE	C	J-901	< LOD	0.11
2115	2/5/2010	1	DR. TRIM	WOOD	WHITE	A	J-901	< LOD	0.22
2116	2/5/2010	1	DOOR	WOOD	WHITE	A	J-901	< LOD	0.41
2117	2/5/2010	srm2574	CALIBRATE - FRONT					0.8	0.1
2118	2/5/2010	1	WALL/MIDDLE	DRYWALL	WHITE	B	J-902	0.12	0.15
2119	2/5/2010	1	CBNT BACK	WOOD	WHITE	C	J-902	0.19	0.23
2120	2/5/2010	1	WALL/MIDDLE	DRYWALL	WHITE	E	J-902	0.16	0.15
2121	2/5/2010	1	WALL/MIDDLE	DRYWALL	WHITE	F	J-902	0.27	0.18

<b>Table 1 XRF Data</b>									
<b>Sample #</b>	<b>Sample Date</b>	<b>Sample Location<sup>1</sup></b>	<b>Component</b>	<b>Substrate</b>	<b>Color</b>	<b>Wall</b>	<b>Unit Number</b>	<b>XRF Reading (mg/cm<sup>2</sup>)</b>	<b>XRF Error (mg/cm<sup>2</sup>)</b>
2122	2/5/2010	2	CBNT FRONT	WOOD	WHITE	A	J-902	0.19	0.25
2123	2/5/2010	2	WALL/MIDDLE	DRYWALL	WHITE	B	J-902	0.3	0.34
2124	2/5/2010	2	WALL/MIDDLE	DRYWALL	WHITE	C	J-902	0.1	0.13
2125	2/5/2010	2	WALL/MIDDLE	DRYWALL	WHITE	D	J-902	0.11	0.14
2126	2/5/2010	SHUTTER CAL						9.9	0
2127	2/5/2010	3	WALL/MIDDLE	DRYWALL	WHITE	A	J-902	< LOD	0.03
2128	2/5/2010	3	WALL/MIDDLE	DRYWALL	WHITE	B	J-902	< LOD	0.03
2129	2/5/2010	3	WALL/MIDDLE	DRYWALL	WHITE	C	J-902	< LOD	0.03
2130	2/5/2010	3	WALL/MIDDLE	DRYWALL	WHITE	D	J-902	< LOD	0.03
2131	2/5/2010	4	WALL/MIDDLE	DRYWALL	WHITE	D	J-902	< LOD	0.88
2132	2/5/2010	4	WALL/MIDDLE	DRYWALL	WHITE	C	J-902	< LOD	0.16
2133	2/5/2010	4	WALL/MIDDLE	DRYWALL	WHITE	B	J-902	< LOD	0.9
2134	2/5/2010	4	WALL/MIDDLE	DRYWALL	WHITE	A	J-902	< LOD	0.88
2135	2/5/2010	5	WALL/MIDDLE	DRYWALL	WHITE	A	J-902	< LOD	0.28
2136	2/5/2010	5	WALL/MIDDLE	DRYWALL	WHITE	B	J-902	< LOD	0.15
2137	2/5/2010	5	WALL/MIDDLE	DRYWALL	WHITE	E	J-902	< LOD	0.05

<b>Table 1 XRF Data</b>									
<b>Sample #</b>	<b>Sample Date</b>	<b>Sample Location<sup>1</sup></b>	<b>Component</b>	<b>Substrate</b>	<b>Color</b>	<b>Wall</b>	<b>Unit Number</b>	<b>XRF Reading (mg/cm<sup>2</sup>)</b>	<b>XRF Error (mg/cm<sup>2</sup>)</b>
2138	2/5/2010	5	WALL/MIDDLE	DRYWALL	WHITE	F	J-902	< LOD	0.04
2139	2/5/2010	6	WALL/MIDDLE	DRYWALL	WHITE	A	J-902	< LOD	0.25
2140	2/5/2010	6	WALL/MIDDLE	DRYWALL	WHITE	B	J-902	< LOD	0.26
2141	2/5/2010	6	WALL/MIDDLE	DRYWALL	WHITE	C	J-902	< LOD	0.13
2142	2/5/2010	6	WALL/MIDDLE	DRYWALL	WHITE	D	J-902	< LOD	0.25
2143	2/5/2010	6	CEILING	DRYWALL	WHITE		J-902	< LOD	0.37
2144	2/5/2010	5	CEILING	DRYWALL	WHITE		J-902	< LOD	0.08
2145	2/5/2010	4	CEILING	DRYWALL	WHITE		J-902	< LOD	0.92
2146	2/5/2010	3	CEILING	DRYWALL	WHITE		J-902	< LOD	0.03
2147	2/5/2010	2	CEILING	DRYWALL	WHITE		J-902	< LOD	0.26
2148	2/5/2010	1	CEILING	DRYWALL	WHITE		J-902	< LOD	0.06
2149	2/5/2010	1	CLST SHELF	WOOD	WHITE	F	J-902	< LOD	0.22
2150	2/5/2010	3	CLST SHELF	WOOD	WHITE	B	J-902	< LOD	0.07
2151	2/5/2010	5	CLST SHELF	WOOD	WHITE	B	J-902	< LOD	0.27
2152	2/5/2010	6	CLST SHELF	WOOD	WHITE	B	J-902	< LOD	0.28
2153	2/5/2010	6	CLST DOOR	WOOD	WHITE	B	J-902	< LOD	1.34

<b>Table 1 XRF Data</b>									
<b>Sample #</b>	<b>Sample Date</b>	<b>Sample Location<sup>1</sup></b>	<b>Component</b>	<b>Substrate</b>	<b>Color</b>	<b>Wall</b>	<b>Unit Number</b>	<b>XRF Reading (mg/cm<sup>2</sup>)</b>	<b>XRF Error (mg/cm<sup>2</sup>)</b>
2965	4/26/2010	6	CLST DOOR	WOOD	WHITE	B	J-902	0.24	0.1
2154	2/5/2010	6	CLST DR TRIM	WOOD	WHITE	B	J-902	< LOD	0.34
2155	2/5/2010	5	CLST DR TRIM	WOOD	WHITE	B	J-902	< LOD	0.04
2156	2/5/2010	3	CLST DOOR	WOOD	WHITE	B	J-902	< LOD	0.37
2157	2/5/2010	5	CLST DOOR	WOOD	WHITE	B	J-902	< LOD	0.35
2158	2/5/2010	1	CLST DOOR	WOOD	WHITE	D	J-902	< LOD	1.4
2966	4/26/2010	1	CLST DOOR	WOOD	WHITE	D	J-902	0.23	0.1
2159	2/5/2010	1	CLST DR TRIM	WOOD	WHITE	D	J-902	< LOD	0.4
2160	2/5/2010	4	WALL SHELF	WOOD	WHITE	A	J-902	< LOD	0.45
2161	2/5/2010	1	BASEBOARD	WOOD	WHITE	D	J-902	< LOD	0.1
2162	2/5/2010	3	BASEBOARD	WOOD	WHITE	A	J-902	< LOD	0.16
2163	2/5/2010	5	BASEBOARD	WOOD	WHITE	E	J-902	< LOD	0.13
2164	2/5/2010	6	BASEBOARD	WOOD	WHITE	D	J-902	< LOD	0.58
2165	2/5/2010	2	CBNT FRONT	METAL	WHITE	D	J-902	< LOD	0.09
2166	2/5/2010	2	RADIATOR	METAL	WHITE	B	J-902	< LOD	0.24
2167	2/5/2010	3	RADIATOR	METAL	WHITE	C	J-902	< LOD	0.17

<b>Table 1 XRF Data</b>									
<b>Sample #</b>	<b>Sample Date</b>	<b>Sample Location<sup>1</sup></b>	<b>Component</b>	<b>Substrate</b>	<b>Color</b>	<b>Wall</b>	<b>Unit Number</b>	<b>XRF Reading (mg/cm<sup>2</sup>)</b>	<b>XRF Error (mg/cm<sup>2</sup>)</b>
2168	2/5/2010	5	RADIATOR	METAL	WHITE	A	J-902	< LOD	0.1
2169	2/5/2010	1	RADIATOR	METAL	WHITE	A	J-902	< LOD	0.21
2170	2/5/2010	1	WNDW TRIM	WOOD	WHITE	A	J-902	< LOD	0.75
2171	2/5/2010	5	WNDW TRIM	WOOD	WHITE	A	J-902	< LOD	0.22
2172	2/5/2010	3	WNDW TRIM	WOOD	WHITE	C	J-902	< LOD	0.33
2173	2/5/2010	2	WNDW TRIM	WOOD	WHITE	C	J-902	< LOD	0.17
2174	2/5/2010	1	DOOR	WOOD	WHITE	A	J-902	< LOD	0.45
2175	2/5/2010	1	DR. TRIM	WOOD	WHITE	A	J-902	< LOD	0.49
2176	2/5/2010	6	DR. TRIM	WOOD	WHITE	A	J-902	< LOD	0.45
2177	2/5/2010	6	DR. CASING LF	WOOD	WHITE	C	J-902	< LOD	0.75
2178	2/5/2010	6	DOOR	WOOD	WHITE	D	J-902	< LOD	1.15
2967	4/26/2010	6	DOOR	WOOD	WHITE	D	J-902	0.24	0.09
2179	2/5/2010	SHUTTER CAL						9.74	0
2180	2/5/2010	sm2575	CALIBRATE - FRONT					0.3	0.12
2181	2/5/2010	1	WALL/MIDDLE	DRYWALL	WHITE	B	J-905	< LOD	0.08
2182	2/5/2010	1	WALL/MIDDLE	DRYWALL	WHITE	D	J-905	< LOD	0.29

<b>Table 1 XRF Data</b>									
<b>Sample #</b>	<b>Sample Date</b>	<b>Sample Location<sup>1</sup></b>	<b>Component</b>	<b>Substrate</b>	<b>Color</b>	<b>Wall</b>	<b>Unit Number</b>	<b>XRF Reading (mg/cm<sup>2</sup>)</b>	<b>XRF Error (mg/cm<sup>2</sup>)</b>
2183	2/5/2010	1	CBNT BACK	WOOD	WHITE	E	J-905	< LOD	0.38
2184	2/5/2010	1	WALL/MIDDLE	DRYWALL	WHITE	F	J-905	0.17	0.1
2185	2/5/2010	2	WALL/MIDDLE	DRYWALL	WHITE	A	J-905	< LOD	0.05
2186	2/5/2010	2	WALL/MIDDLE	DRYWALL	WHITE	B	J-905	< LOD	0.05
2187	2/5/2010	2	WALL/MIDDLE	DRYWALL	WHITE	C	J-905	< LOD	0.17
2188	2/5/2010	2	WALL/MIDDLE	DRYWALL	WHITE	F	J-905	< LOD	0.08
2189	2/5/2010	3	WALL/MIDDLE	DRYWALL	WHITE	A	J-905	< LOD	0.2
2190	2/5/2010	3	WALL/MIDDLE	DRYWALL	WHITE	B	J-905	< LOD	0.27
2191	2/5/2010	3	WALL/MIDDLE	DRYWALL	WHITE	C	J-905	< LOD	0.17
2192	2/5/2010	3	WALL/MIDDLE	DRYWALL	WHITE	D	J-905	< LOD	0.24
2193	2/5/2010	4	WALL/MIDDLE	DRYWALL	WHITE	D	J-905	< LOD	0.13
2194	2/5/2010	4	WALL/MIDDLE	DRYWALL	WHITE	C	J-905	< LOD	0.1
2195	2/5/2010	4	WALL/MIDDLE	DRYWALL	WHITE	B	J-905	< LOD	0.19
2196	2/5/2010	4	WALL/MIDDLE	DRYWALL	WHITE	A	J-905	< LOD	0.04
2197	2/5/2010	5	CBNT FRONT	WOOD	WHITE	A	J-905	< LOD	0.11
2198	2/5/2010	5	WALL/MIDDLE	DRYWALL	WHITE	B	J-905	< LOD	0.27

<b>Table 1 XRF Data</b>									
<b>Sample #</b>	<b>Sample Date</b>	<b>Sample Location<sup>1</sup></b>	<b>Component</b>	<b>Substrate</b>	<b>Color</b>	<b>Wall</b>	<b>Unit Number</b>	<b>XRF Reading (mg/cm<sup>2</sup>)</b>	<b>XRF Error (mg/cm<sup>2</sup>)</b>
2199	2/5/2010	5	WALL/MIDDLE	DRYWALL	WHITE	C	J-905	< LOD	0.27
2200	2/5/2010	5	WALL/MIDDLE	DRYWALL	WHITE	D	J-905	< LOD	0.41
2201	2/5/2010	6	WALL/MIDDLE	DRYWALL	WHITE	D	J-905	< LOD	0.25
2202	2/5/2010	6	WALL/MIDDLE	DRYWALL	WHITE	C	J-905	< LOD	0.28
2203	2/5/2010	6	WALL/MIDDLE	DRYWALL	WHITE	B	J-905	< LOD	0.37
2204	2/5/2010	6	WALL/MIDDLE	DRYWALL	WHITE	A	J-905	0.16	0.1
2205	2/5/2010	6	CEILING	DRYWALL	WHITE		J-905	< LOD	0.19
2206	2/5/2010	5	CEILING	DRYWALL	WHITE		J-905	< LOD	0.4
2207	2/5/2010	3	CEILING	DRYWALL	WHITE		J-905	< LOD	0.03
2208	2/5/2010	3	CEILING	DRYWALL	WHITE		J-905	< LOD	0.38
2209	2/5/2010	2	CEILING	DRYWALL	WHITE		J-905	< LOD	0.09
2210	2/5/2010	1	CEILING	DRYWALL	WHITE		J-905	< LOD	0.2
2211	2/5/2010	1	CLST SHELF	WOOD	WHITE	B	J-905	< LOD	0.17
2212	2/5/2010	2	CLST SHELF	WOOD	WHITE	F	J-905	< LOD	0.17
2213	2/5/2010	4	CLST SHELF	WOOD	WHITE	D	J-905	< LOD	0.65
2214	2/5/2010	6	CLST SHELF	WOOD	WHITE	D	J-905	0.19	0.09

<b>Table 1 XRF Data</b>									
<b>Sample #</b>	<b>Sample Date</b>	<b>Sample Location<sup>1</sup></b>	<b>Component</b>	<b>Substrate</b>	<b>Color</b>	<b>Wall</b>	<b>Unit Number</b>	<b>XRF Reading (mg/cm<sup>2</sup>)</b>	<b>XRF Error (mg/cm<sup>2</sup>)</b>
2215	2/5/2010	6	CLST DR TRIM	WOOD	WHITE	D	J-905	< LOD	0.6
2216	2/5/2010	6	CLST DOOR	WOOD	WHITE	D	J-905	< LOD	0.44
2217	2/5/2010	4	CLST DOOR	WOOD	WHITE	D	J-905	< LOD	0.23
2218	2/5/2010	2	CLST DOOR	WOOD	WHITE	F	J-905	< LOD	0.09
2219	2/5/2010	1	CLST DOOR	WOOD	WHITE	D	J-905	< LOD	0.15
2220	2/5/2010	1	CLST DR TRIM	WOOD	WHITE	D	J-905	< LOD	0.23
2221	2/5/2010	3	WALL SHELF	WOOD	WHITE	A	J-905	< LOD	0.08
2222	2/5/2010	1	BASEBOARD	WOOD	WHITE	B	J-905	< LOD	0.6
2223	2/5/2010	2	BASEBOARD	WOOD	WHITE	C	J-905	< LOD	0.16
2224	2/5/2010	4	BASEBOARD	WOOD	WHITE	A	J-905	< LOD	0.31
2225	2/5/2010	6	BASEBOARD	WOOD	WHITE	B	J-905	< LOD	0.38
2226	2/5/2010	5	CBNT FRONT	METAL	WHITE	B	J-905	< LOD	0.03
2227	2/5/2010	5	RADIATOR	METAL	WHITE	D	J-905	< LOD	0.26
2228	2/5/2010	4	RADIATOR	METAL	WHITE	C	J-905	< LOD	0.17
2229	2/5/2010	SHUTTER CAL						9.7	0
2230	2/5/2010	2	RADIATOR	METAL	WHITE	A	J-905	< LOD	0.24

<b>Table 1 XRF Data</b>									
<b>Sample #</b>	<b>Sample Date</b>	<b>Sample Location<sup>1</sup></b>	<b>Component</b>	<b>Substrate</b>	<b>Color</b>	<b>Wall</b>	<b>Unit Number</b>	<b>XRF Reading (mg/cm<sup>2</sup>)</b>	<b>XRF Error (mg/cm<sup>2</sup>)</b>
2231	2/5/2010	1	RADIATOR	METAL	WHITE	A	J-905	< LOD	0.19
2232	2/5/2010	1	WNDW TRIM	WOOD	WHITE	A	J-905	< LOD	0.3
2233	2/5/2010	2	WNDW TRIM	WOOD	WHITE	A	J-905	< LOD	0.21
2234	2/5/2010	4	WNDW TRIM	WOOD	WHITE	C	J-905	< LOD	0.49
2235	2/5/2010	5	WNDW TRIM	WOOD	WHITE	C	J-905	< LOD	0.45
2236	2/5/2010	1	DOOR	WOOD	WHITE	A	J-905	< LOD	0.32
2237	2/5/2010	1	DR. TRIM	WOOD	WHITE	A	J-905	< LOD	0.32
2238	2/5/2010	6	DR. TRIM	WOOD	WHITE	A	J-905	< LOD	0.43
2239	2/5/2010	6	DOOR	WOOD	WHITE	B	J-905	< LOD	1.61
2968	4/26/2010	6	DOOR	WOOD	WHITE	B	J-905	0.18	0.08
2240	2/5/2010	6	DR. CASING LF	WOOD	WHITE	C	J-905	< LOD	0.45
2241	2/5/2010	srm2571	CALIBRATE - FRONT					3.8	0.3
2242	2/5/2010	1	WALL/MIDDLE	DRYWALL	WHITE	B	J-906	0.05	0.04
2243	2/5/2010	1	CBNT BACK	WOOD	WHITE	C	J-906	0.14	0.16
2244	2/5/2010	1	WALL/MIDDLE	DRYWALL	WHITE	E	J-906	0.02	0.08
2245	2/5/2010	1	WALL/MIDDLE	DRYWALL	WHITE	F	J-906	0.01	0.03

<b>Table 1 XRF Data</b>									
<b>Sample #</b>	<b>Sample Date</b>	<b>Sample Location<sup>1</sup></b>	<b>Component</b>	<b>Substrate</b>	<b>Color</b>	<b>Wall</b>	<b>Unit Number</b>	<b>XRF Reading (mg/cm<sup>2</sup>)</b>	<b>XRF Error (mg/cm<sup>2</sup>)</b>
2246	2/5/2010	2	CBNT FRONT	WOOD	WHITE	A	J-906	0.18	0.21
2247	2/5/2010	2	WALL/MIDDLE	DRYWALL	WHITE	B	J-906	0.06	0.04
2248	2/5/2010	2	WALL/MIDDLE	DRYWALL	WHITE	C	J-906	0.12	0.2
2249	2/5/2010	2	WALL/MIDDLE	DRYWALL	WHITE	D	J-906	0.09	0.07
2250	2/5/2010	3	WALL/MIDDLE	DRYWALL	WHITE	C	J-906	0.13	0.18
2251	2/5/2010	3	WALL/MIDDLE	DRYWALL	WHITE	D	J-906	0.1	0.11
2252	2/5/2010	3	WALL/MIDDLE	DRYWALL	WHITE	E	J-906	0.06	0.09
2253	2/5/2010	3	WALL/MIDDLE	DRYWALL	WHITE	F	J-906	0.11	0.15
2254	2/5/2010	4	WALL/MIDDLE	DRYWALL	WHITE	B	J-906	0.01	0.02
2255	2/5/2010	4	WALL/MIDDLE	DRYWALL	WHITE	C	J-906	0.02	0.06
2256	2/5/2010	4	WALL/MIDDLE	DRYWALL	WHITE	D	J-906	0.01	0.04
2257	2/5/2010	4	WALL/MIDDLE	DRYWALL	WHITE	E	J-906	0.03	0.07
2258	2/5/2010	5	WALL/MIDDLE	DRYWALL	WHITE	A	J-906	0.23	0.22
2259	2/5/2010	5	WALL/MIDDLE	DRYWALL	WHITE	B	J-906	0.05	0.08
2260	2/5/2010	5	WALL/MIDDLE	DRYWALL	WHITE	C	J-906	0.11	0.17
2261	2/5/2010	5	WALL/MIDDLE	DRYWALL	WHITE	D	J-906	0.14	0.1

<b>Table 1 XRF Data</b>									
<b>Sample #</b>	<b>Sample Date</b>	<b>Sample Location<sup>1</sup></b>	<b>Component</b>	<b>Substrate</b>	<b>Color</b>	<b>Wall</b>	<b>Unit Number</b>	<b>XRF Reading (mg/cm<sup>2</sup>)</b>	<b>XRF Error (mg/cm<sup>2</sup>)</b>
2262	2/5/2010	6	WALL/MIDDLE	DRYWALL	WHITE	A	J-906	0.01	0.02
2263	2/5/2010	6	WALL/MIDDLE	DRYWALL	WHITE	B	J-906	0.05	0.15
2264	2/5/2010	6	WALL/MIDDLE	DRYWALL	WHITE	C	J-906	0.01	0.02
2265	2/5/2010	6	WALL/MIDDLE	DRYWALL	WHITE	D	J-906	0.01	0.05
2266	2/5/2010	7	WALL/MIDDLE	DRYWALL	WHITE	B	J-906	0.04	0.1
2267	2/5/2010	7	WALL/MIDDLE	DRYWALL	WHITE	C	J-906	0.02	0.04
2268	2/5/2010	7	WALL/MIDDLE	DRYWALL	WHITE	D	J-906	0.06	0.14
2269	2/5/2010	7	WALL/MIDDLE	DRYWALL	WHITE	E	J-906	0.02	0.05
2270	2/5/2010	7	CEILING	DRYWALL	WHITE		J-906	0.02	0.06
2271	2/5/2010	6	CEILING	DRYWALL	WHITE		J-906	0.02	0.08
2272	2/5/2010	5	CEILING	DRYWALL	WHITE		J-906	0	0.02
2273	2/5/2010	4	CEILING	DRYWALL	WHITE		J-906	0.06	0.14
2274	2/5/2010	3	CEILING	DRYWALL	WHITE		J-906	0.09	0.06
2275	2/5/2010	2	CEILING	DRYWALL	WHITE		J-906	0.04	0.11
2276	2/5/2010	1	CEILING	DRYWALL	WHITE		J-906	0.01	0.04
2277	2/5/2010	1	CLST SHELF	WOOD	WHITE	F	J-906	0.08	0.12

<b>Table 1 XRF Data</b>									
<b>Sample #</b>	<b>Sample Date</b>	<b>Sample Location<sup>1</sup></b>	<b>Component</b>	<b>Substrate</b>	<b>Color</b>	<b>Wall</b>	<b>Unit Number</b>	<b>XRF Reading (mg/cm<sup>2</sup>)</b>	<b>XRF Error (mg/cm<sup>2</sup>)</b>
2278	2/5/2010	SHUTTER CAL						10.19	0
2279	2/5/2010	3	CLST SHELF	WOOD	WHITE	C	J-906	< LOD	0.19
2280	2/5/2010	4	CLST SHELF	WOOD	WHITE	E	J-906	< LOD	0.1
2281	2/5/2010	6	CLST SHELF	WOOD	WHITE	B	J-906	< LOD	0.23
2282	2/5/2010	7	CLST SHELF	WOOD	WHITE	C	J-906	< LOD	0.19
2283	2/5/2010	7	CLST DR TRIM	WOOD	WHITE	C	J-906	< LOD	0.2
2284	2/5/2010	7	CLST DOOR	WOOD	WHITE	C	J-906	< LOD	0.34
2285	2/5/2010	6	CLST DOOR	WOOD	WHITE	B	J-906	< LOD	0.5
2286	2/5/2010	4	CLST DOOR	WOOD	WHITE	E	J-906	< LOD	0.16
2287	2/5/2010	3	CLST DOOR	WOOD	WHITE	C	J-906	< LOD	1.72
2969	4/26/2010	3	CLST DOOR	WOOD	WHITE	C	J-906	0.23	0.09
2288	2/5/2010	3	CLST DR TRIM	WOOD	WHITE	C	J-906	< LOD	0.22
2289	2/5/2010	1	CLST DR TRIM	WOOD	WHITE	D	J-906	< LOD	0.24
2290	2/5/2010	1	CLST DOOR	WOOD	WHITE	D	J-906	< LOD	1.33
2970	4/26/2010	1	CLST DOOR	WOOD	WHITE	D	J-906	0.17	0.07
2291	2/5/2010	5	WALL SHELF	WOOD	WHITE	C	J-906	< LOD	0.15

<b>Table 1 XRF Data</b>									
<b>Sample #</b>	<b>Sample Date</b>	<b>Sample Location<sup>1</sup></b>	<b>Component</b>	<b>Substrate</b>	<b>Color</b>	<b>Wall</b>	<b>Unit Number</b>	<b>XRF Reading (mg/cm<sup>2</sup>)</b>	<b>XRF Error (mg/cm<sup>2</sup>)</b>
2292	2/5/2010	1	BASEBOARD	WOOD	WHITE	C	J-906	< LOD	0.48
2293	2/5/2010	3	BASEBOARD	WOOD	WHITE	B	J-906	< LOD	0.38
2294	2/5/2010	4	BASEBOARD	WOOD	WHITE	B	J-906	< LOD	0.43
2295	2/5/2010	6	BASEBOARD	WOOD	WHITE	C	J-906	< LOD	0.15
2296	2/5/2010	2	CBNT FRONT	METAL	WHITE	D	J-906	< LOD	0.05
2297	2/5/2010	2	RADIATOR	METAL	WHITE	B	J-906	< LOD	0.06
2298	2/5/2010	3	RADIATOR	METAL	WHITE	E	J-906	< LOD	1.06
2971	4/26/2010	3	RADIATOR	METAL	WHITE	E	J-906	0.18	0.08
2299	2/5/2010	4	RADIATOR	METAL	WHITE	C	J-906	< LOD	0.15
2300	2/5/2010	6	RADIATOR	METAL	WHITE	A	J-906	< LOD	0.16
2301	2/5/2010	1	RADIATOR	METAL	WHITE	A	J-906	< LOD	0.26
2302	2/5/2010	1	WNDW TRIM	WOOD	WHITE	A	J-906	< LOD	0.25
2303	2/5/2010	2	WNDW TRIM	WOOD	WHITE	C	J-906	< LOD	0.08
2304	2/5/2010	3	WNDW TRIM	WOOD	WHITE	E	J-906	< LOD	0.33
2305	2/5/2010	4	WNDW TRIM	WOOD	WHITE	C	J-906	< LOD	0.09
2306	2/5/2010	6	WNDW TRIM	WOOD	WHITE	A	J-906	0.21	0.1

<b>Table 1 XRF Data</b>									
<b>Sample #</b>	<b>Sample Date</b>	<b>Sample Location<sup>1</sup></b>	<b>Component</b>	<b>Substrate</b>	<b>Color</b>	<b>Wall</b>	<b>Unit Number</b>	<b>XRF Reading (mg/cm<sup>2</sup>)</b>	<b>XRF Error (mg/cm<sup>2</sup>)</b>
2307	2/5/2010	1	DOOR	WOOD	WHITE	A	J-906	< LOD	0.27
2308	2/5/2010	1	DR. TRIM	WOOD	WHITE	A	J-906	< LOD	0.34
2309	2/5/2010	7	DR. TRIM	WOOD	WHITE	A	J-906	< LOD	0.49
2310	2/5/2010	7	DOOR	WOOD	WHITE	D	J-906	< LOD	1.39
2972	4/26/2010	7	DOOR	WOOD	WHITE	D	J-906	0.21	0.08
2311	2/5/2010	7	DR. CASING LF	WOOD	WHITE	E	J-906	< LOD	0.22
2312	2/5/2010	srm2572	CALIBRATE - FRONT					1.7	0.2
2313	2/5/2010	1	WALL/MIDDLE	DRYWALL	WHITE	B	J-909	0.03	0.06
2314	2/5/2010	1	WALL/MIDDLE	DRYWALL	WHITE	D	J-909	0.03	0.07
2315	2/5/2010	1	CBNT BACK	WOOD	WHITE	E	J-909	0.12	0.27
2316	2/5/2010	1	WALL/MIDDLE	DRYWALL	WHITE	F	J-909	0.03	0.06
2317	2/5/2010	2	WALL/MIDDLE	DRYWALL	WHITE	A	J-909	0.04	0.07
2318	2/5/2010	2	WALL/MIDDLE	DRYWALL	WHITE	B	J-909	0.07	0.18
2319	2/5/2010	2	WALL/MIDDLE	DRYWALL	WHITE	C	J-909	0.1	0.21
2320	2/5/2010	2	WALL/MIDDLE	DRYWALL	WHITE	F	J-909	0.16	0.32
2321	2/5/2010	3	WALL/MIDDLE	DRYWALL	WHITE	A	J-909	0.07	0.11

<b>Table 1 XRF Data</b>									
<b>Sample #</b>	<b>Sample Date</b>	<b>Sample Location<sup>1</sup></b>	<b>Component</b>	<b>Substrate</b>	<b>Color</b>	<b>Wall</b>	<b>Unit Number</b>	<b>XRF Reading (mg/cm<sup>2</sup>)</b>	<b>XRF Error (mg/cm<sup>2</sup>)</b>
2322	2/5/2010	3	WALL/MIDDLE	DRYWALL	WHITE	C	J-909	0.13	0.15
2323	2/5/2010	3	WALL/MIDDLE	DRYWALL	WHITE	D	J-909	0.19	0.25
2324	2/5/2010	4	WALL/MIDDLE	DRYWALL	WHITE	D	J-909	0.01	0.03
2325	2/5/2010	4	WALL/MIDDLE	DRYWALL	WHITE	C	J-909	0	0.02
2326	2/5/2010	4	WALL/MIDDLE	DRYWALL	WHITE	B	J-909	0.05	0.09
2327	2/5/2010	4	WALL/MIDDLE	DRYWALL	WHITE	A	J-909	0.01	0.04
2328	2/5/2010	5	CBNT FRONT	WOOD	WHITE	A	J-909	0.17	0.19
2329	2/5/2010	5	WALL/MIDDLE	DRYWALL	WHITE	B	J-909	0.02	0.02
2330	2/5/2010	5	WALL/MIDDLE	DRYWALL	WHITE	C	J-909	0.09	0.06
2331	2/5/2010	5	WALL/MIDDLE	DRYWALL	WHITE	D	J-909	0.06	0.09
2332	2/5/2010	SHUTTER CAL						9.65	0
2333	2/5/2010	6	WALL/MIDDLE	DRYWALL	WHITE	A	J-909	< LOD	0.06
2334	2/5/2010	6	WALL/MIDDLE	DRYWALL	WHITE	B	J-909	< LOD	0.06
2335	2/5/2010	6	WALL/MIDDLE	DRYWALL	WHITE	C	J-909	< LOD	0.19
2336	2/5/2010	6	WALL/MIDDLE	DRYWALL	WHITE	D	J-909	< LOD	0.13
2337	2/5/2010	6	CEILING	DRYWALL	WHITE		J-909	< LOD	0.08

<b>Table 1 XRF Data</b>									
<b>Sample #</b>	<b>Sample Date</b>	<b>Sample Location<sup>1</sup></b>	<b>Component</b>	<b>Substrate</b>	<b>Color</b>	<b>Wall</b>	<b>Unit Number</b>	<b>XRF Reading (mg/cm<sup>2</sup>)</b>	<b>XRF Error (mg/cm<sup>2</sup>)</b>
2338	2/5/2010	5	CEILING	DRYWALL	WHITE		J-909	< LOD	0.43
2339	2/5/2010	4	CEILING	DRYWALL	WHITE		J-909	< LOD	0.03
2340	2/5/2010	3	CEILING	DRYWALL	WHITE		J-909	< LOD	0.36
2341	2/5/2010	2	CEILING	DRYWALL	WHITE		J-909	< LOD	0.03
2342	2/5/2010	1	CEILING	DRYWALL	WHITE		J-909	< LOD	0.2
2343	2/5/2010	1	CLST SHELF	WOOD	WHITE	B	J-909	< LOD	0.12
2344	2/5/2010	2	CLST SHELF	WOOD	WHITE	F	J-909	< LOD	0.19
2345	2/5/2010	4	CLST SHELF	WOOD	WHITE	D	J-909	< LOD	0.1
2346	2/5/2010	6	CLST SHELF	WOOD	WHITE	B	J-909	< LOD	0.1
2347	2/5/2010	6	CLST DR TRIM	WOOD	WHITE	D	J-909	< LOD	0.5
2348	2/5/2010	6	CLST DOOR	WOOD	WHITE	D	J-909	< LOD	0.24
2349	2/5/2010	5	CLST DOOR	WOOD	WHITE	D	J-909	< LOD	0.15
2350	2/5/2010	4	CLST DOOR	WOOD	WHITE	D	J-909	< LOD	0.18
2351	2/5/2010	2	CLST DOOR	WOOD	WHITE	F	J-909	< LOD	0.06
2352	2/5/2010	1	CLST DOOR	WOOD	WHITE	D	J-909	< LOD	0.17
2353	2/5/2010	1	CLST DR TRIM	WOOD	WHITE	D	J-909	< LOD	0.28

<b>Table 1 XRF Data</b>									
<b>Sample #</b>	<b>Sample Date</b>	<b>Sample Location<sup>1</sup></b>	<b>Component</b>	<b>Substrate</b>	<b>Color</b>	<b>Wall</b>	<b>Unit Number</b>	<b>XRF Reading (mg/cm<sup>2</sup>)</b>	<b>XRF Error (mg/cm<sup>2</sup>)</b>
2354	2/5/2010	3	WALL SHELF	WOOD	WHITE	A	J-909	< LOD	0.12
2355	2/5/2010	1	BASEBOARD	WOOD	WHITE	B	J-909	< LOD	0.3
2356	2/5/2010	2	BASEBOARD	WOOD	WHITE	C	J-909	< LOD	0.1
2357	2/5/2010	4	BASEBOARD	WOOD	WHITE	A	J-909	< LOD	0.28
2358	2/5/2010	6	BASEBOARD	WOOD	WHITE	B	J-909	< LOD	0.33
2359	2/5/2010	5	RADIATOR	METAL	WHITE	D	J-909	< LOD	0.12
2360	2/5/2010	4	RADIATOR	METAL	WHITE	C	J-909	< LOD	0.1
2361	2/5/2010	2	RADIATOR	METAL	WHITE	A	J-909	< LOD	0.19
2362	2/5/2010	1	RADIATOR	METAL	WHITE	A	J-909	0.13	0.07
2363	2/5/2010	1	WNDW TRIM	WOOD	WHITE	A	J-909	< LOD	0.22
2364	2/5/2010	2	WNDW TRIM	WOOD	WHITE	A	J-909	< LOD	0.28
2365	2/5/2010	4	WNDW TRIM	WOOD	WHITE	C	J-909	< LOD	0.31
2366	2/5/2010	5	WNDW TRIM	WOOD	WHITE	C	J-909	< LOD	0.21
2367	2/5/2010	1	DOOR	WOOD	WHITE	A	J-909	< LOD	0.24
2368	2/5/2010	1	DR. TRIM	WOOD	WHITE	A	J-909	< LOD	0.38
2369	2/5/2010	6	DR. TRIM	WOOD	WHITE	A	J-909	< LOD	0.35

<b>Table 1 XRF Data</b>									
<b>Sample #</b>	<b>Sample Date</b>	<b>Sample Location<sup>1</sup></b>	<b>Component</b>	<b>Substrate</b>	<b>Color</b>	<b>Wall</b>	<b>Unit Number</b>	<b>XRF Reading (mg/cm<sup>2</sup>)</b>	<b>XRF Error (mg/cm<sup>2</sup>)</b>
2370	2/5/2010	6	DOOR	WOOD	WHITE	B	J-909	< LOD	0.14
2371	2/5/2010	6	DR. CASING LF	WOOD	WHITE	C	J-909	< LOD	0.1
2372	2/5/2010	srm2573	CALIBRATE - FRONT					1.1	0.1
2373	2/11/2010	SHUTTER CAL						9.66	0
2374	2/11/2010	srm2571	CALIBRATE - FRONT					3.9	0.3
2375	2/11/2010	A-117A	WALL/MIDDLE	DRYWALL	PINK	A	BLDG. A	< LOD	0.03
2376	2/11/2010	A-117A	WALL/MIDDLE	DRYWALL	PINK	C	BLDG. A	< LOD	0.03
2377	2/11/2010	A-117A	CBNT FRONT	WOOD	PINK	B	BLDG. A	< LOD	0.11
2378	2/11/2010	A-117A	CBNT FRONT	WOOD	PINK	D	BLDG. A	< LOD	0.25
2379	2/11/2010	A-117A	CEILING	DRYWALL	PINK		BLDG. A	< LOD	0.03
2380	2/11/2010	A-117A	WNDW TRIM	WOOD	PINK	A	BLDG. A	< LOD	0.1
2381	2/11/2010	A-117A	DOOR	WOOD	PINK	B	BLDG. A	< LOD	0.12
2382	2/11/2010	A-117B	DOOR	WOOD	PINK	D	BLDG. A	< LOD	0.08
2383	2/11/2010	A-117B	DOOR	WOOD	PINK	D	BLDG. A	< LOD	0.08
2384	2/11/2010	A-117B	CBNT FRONT	WOOD	PINK	B	BLDG. A	< LOD	0.11
2385	2/11/2010	A-117B	WNDW TRIM	WOOD	PINK	A	BLDG. A	< LOD	0.11

<b>Table 1 XRF Data</b>									
<b>Sample #</b>	<b>Sample Date</b>	<b>Sample Location<sup>1</sup></b>	<b>Component</b>	<b>Substrate</b>	<b>Color</b>	<b>Wall</b>	<b>Unit Number</b>	<b>XRF Reading (mg/cm<sup>2</sup>)</b>	<b>XRF Error (mg/cm<sup>2</sup>)</b>
2386	2/11/2010	A-117B	WALL/MIDDLE	DRYWALL	PINK	A	BLDG. A	< LOD	0.03
2387	2/11/2010	A-117B	WALL/MIDDLE	DRYWALL	PINK	C	BLDG. A	< LOD	0.03
2388	2/11/2010	A-117B	WALL/MIDDLE	DRYWALL	PINK	D	BLDG. A	< LOD	0.03
2389	2/11/2010	A-117B	CEILING	DRYWALL	PINK		BLDG. A	< LOD	0.03
2390	2/11/2010	A-118	CEILING	DRYWALL	WHITE		BLDG. A	< LOD	0.04
2391	2/11/2010	A-118	WALL/MIDDLE	DRYWALL	WHITE	A	BLDG. A	< LOD	0.25
2392	2/11/2010	A-118	WALL/MIDDLE	DRYWALL	WHITE	B	BLDG. A	< LOD	0.03
2393	2/11/2010	A-118	WALL/MIDDLE	DRYWALL	WHITE	C	BLDG. A	< LOD	0.11
2394	2/11/2010	A-118	WALL/MIDDLE	DRYWALL	WHITE	D	BLDG. A	0.07	0.04
2395	2/11/2010	A-118	BASEBOARD	WOOD	WHITE	D	BLDG. A	< LOD	0.26
2396	2/11/2010	A-118	DOOR	WOOD	WHITE	A	BLDG. A	< LOD	0.21
2397	2/11/2010	A-118	DR. TRIM	WOOD	WHITE	A	BLDG. A	0.3	0.16
2398	2/11/2010	A-118	WNDW TRIM	WOOD	WHITE	C	BLDG. A	< LOD	0.37
2399	2/11/2010	A-118	WALL SHELF	WOOD	WHITE	B	BLDG. A	< LOD	0.25
2400	2/11/2010	A-117B	BASEBOARD	WOOD	PINK	D	BLDG. A	< LOD	0.1
2401	2/11/2010	A-117A	BASEBOARD	WOOD	PINK	C	BLDG. A	< LOD	0.07

<b>Table 1 XRF Data</b>									
<b>Sample #</b>	<b>Sample Date</b>	<b>Sample Location<sup>1</sup></b>	<b>Component</b>	<b>Substrate</b>	<b>Color</b>	<b>Wall</b>	<b>Unit Number</b>	<b>XRF Reading (mg/cm<sup>2</sup>)</b>	<b>XRF Error (mg/cm<sup>2</sup>)</b>
2402	2/11/2010	A-122	WALL/MIDDLE	CONCRETE	GREY	A	BLDG. A	< LOD	0.12
2403	2/11/2010	A-122	WALL/MIDDLE	CONCRETE	GREY	B	BLDG. A	< LOD	0.07
2404	2/11/2010	A-122	WALL/MIDDLE	CONCRETE	GREY	C	BLDG. A	< LOD	0.03
2405	2/11/2010	A-122	WALL/MIDDLE	PLASTER	GREY	D	BLDG. A	< LOD	0.75
2406	2/11/2010	A-122	FLOOR	CONCRETE	GREY		BLDG. A	< LOD	0.04
2407	2/11/2010	A-122	DOOR	METAL	GREY	B	BLDG. A	< LOD	0.03
2408	2/11/2010	A-122	DOOR	METAL	WHITE	D	BLDG. A	4.5	1
2409	2/11/2010	A-122	DOOR	METAL	WHITE	D	BLDG. A	4.5	1
2410	2/11/2010	A-122	DR. TRIM	WOOD	WHITE	D	BLDG. A	< LOD	0.29
2411	2/11/2010	A-122	DOOR	METAL	WHITE	D	BLDG. A	3.8	1.7
2412	2/11/2010	A-120	DOOR	WOOD	WHITE	B	BLDG. A	< LOD	0.11
2413	2/11/2010	A-120	DR. TRIM	WOOD	WHITE	B	BLDG. A	0.3	0.19
2414	2/11/2010	A-120	WALL/MIDDLE	DRYWALL	WHITE	A	BLDG. A	0.1	0.04
2415	2/11/2010	A-120	WALL/MIDDLE	DRYWALL	WHITE	B	BLDG. A	< LOD	0.07
2416	2/11/2010	A-120	WALL/MIDDLE	DRYWALL	WHITE	C	BLDG. A	< LOD	0.12
2417	2/11/2010	A-120	WALL/MIDDLE	DRYWALL	WHITE	D	BLDG. A	< LOD	0.13

<b>Table 1 XRF Data</b>									
<b>Sample #</b>	<b>Sample Date</b>	<b>Sample Location<sup>1</sup></b>	<b>Component</b>	<b>Substrate</b>	<b>Color</b>	<b>Wall</b>	<b>Unit Number</b>	<b>XRF Reading (mg/cm<sup>2</sup>)</b>	<b>XRF Error (mg/cm<sup>2</sup>)</b>
2418	2/11/2010	A-120	CEILING	DRYWALL	WHITE		BLDG. A	< LOD	0.03
2419	2/11/2010	A-120	PIPE	METAL	BROWN	C	BLDG. A	0.3	0.19
2420	2/11/2010	A-120	PIPE	METAL	BLACK	C	BLDG. A	0.8	0.1
2421	2/11/2010	SHUTTER CAL						10.54	0
2422	2/11/2010	A-120	FLOOR	CONCRETE	GREY		BLDG. A	< LOD	0.03
2423	2/11/2010	A-120	WNDW TRIM	WOOD	WHITE	C	BLDG. A	< LOD	0.4
2424	2/11/2010	A-120	BOILER	TSI	ORANGE		BLDG. A	4.4	0.7
2425	2/11/2010	A-120	TANK	TSI	BLUE LT.		BLDG. A	< LOD	0.08
2426	2/11/2010	A-120	BOILER DUCT	METAL	SILVER		BLDG. A	< LOD	0.03
2427	2/11/2010	B-220	BOILER DUCT	METAL	SILVER		BLDG. B	< LOD	0.03
2428	2/11/2010	B-220	BOILER	TSI	ORANGE		BLDG. B	2.5	0.5
2429	2/11/2010	B-220	TANK	TSI	BLUE LT.		BLDG. B	< LOD	0.73
2430	2/11/2010	B-220	PIPE	METAL	BROWN	B	BLDG. B	0.09	0.03
2431	2/11/2010	B-220	PIPE	METAL	BLACK	B	BLDG. B	0.8	0.2
2974	4/26/2010	B-220	PIPE	METAL	BLACK	B	BLDG. B	0.8	0.1
2432	2/11/2010	B-220	FLOOR	CONCRETE	GREY		BLDG. B	< LOD	0.07

<b>Table 1 XRF Data</b>									
<b>Sample #</b>	<b>Sample Date</b>	<b>Sample Location<sup>1</sup></b>	<b>Component</b>	<b>Substrate</b>	<b>Color</b>	<b>Wall</b>	<b>Unit Number</b>	<b>XRF Reading (mg/cm<sup>2</sup>)</b>	<b>XRF Error (mg/cm<sup>2</sup>)</b>
2433	2/11/2010	B-220	CEILING	DRYWALL	WHITE		BLDG. B	< LOD	0.1
2434	2/11/2010	B-220	WALL/MIDDLE	DRYWALL	WHITE	A	BLDG. B	0.08	0.03
2435	2/11/2010	B-220	WALL/MIDDLE	DRYWALL	WHITE	B	BLDG. B	< LOD	0.06
2436	2/11/2010	B-220	WALL/MIDDLE	DRYWALL	WHITE	C	BLDG. B	< LOD	0.06
2437	2/11/2010	B-220	WALL/MIDDLE	DRYWALL	WHITE	D	BLDG. B	< LOD	0.15
2438	2/11/2010	B-220	DOOR	WOOD	WHITE	B	BLDG. B	< LOD	0.18
2439	2/11/2010	B-220	DR. TRIM	WOOD	WHITE	B	BLDG. B	0.8	0.2
2975	4/26/2010	B-220	DR. TRIM	WOOD	WHITE	B	BLDG. B	0.8	0.1
2440	2/11/2010	B-220	WNDW TRIM	WOOD	WHITE	C	BLDG. B	< LOD	0.19
2441	2/11/2010	B-220	I-BEAM	METAL	GREY		BLDG. B	< LOD	0.05
2442	2/11/2010	B-220	WALL SHELF	WOOD	WHITE	D	BLDG. B	< LOD	0.06
2443	2/11/2010	B-217B	WALL/MIDDLE	DRYWALL	PINK	A	BLDG. B	< LOD	0.03
2444	2/11/2010	B-217B	WALL/MIDDLE	DRYWALL	PINK	C	BLDG. B	< LOD	0.04
2445	2/11/2010	B-217B	WALL/MIDDLE	DRYWALL	PINK	D	BLDG. B	< LOD	0.05
2446	2/11/2010	B-217B	CBNT FRONT	WOOD	PINK	B	BLDG. B	< LOD	0.11
2447	2/11/2010	B-217B	CEILING	DRYWALL	PINK		BLDG. B	< LOD	0.03

<b>Table 1 XRF Data</b>									
<b>Sample #</b>	<b>Sample Date</b>	<b>Sample Location<sup>1</sup></b>	<b>Component</b>	<b>Substrate</b>	<b>Color</b>	<b>Wall</b>	<b>Unit Number</b>	<b>XRF Reading (mg/cm<sup>2</sup>)</b>	<b>XRF Error (mg/cm<sup>2</sup>)</b>
2448	2/11/2010	B-217B	WNDW TRIM	WOOD	PINK	A	BLDG. B	< LOD	0.11
2449	2/11/2010	B-217B	BASEBOARD	WOOD	PINK	A	BLDG. B	< LOD	0.11
2450	2/11/2010	B-217B	DOOR	WOOD	PINK	D	BLDG. B	< LOD	0.13
2451	2/11/2010	B-217B	DR. TRIM	WOOD	PINK	D	BLDG. B	< LOD	0.16
2452	2/11/2010	B-218	DR. TRIM	WOOD	WHITE	A	BLDG. B	< LOD	0.38
2453	2/11/2010	B-218	DOOR	WOOD	WHITE	C	BLDG. B	< LOD	0.2
2454	2/11/2010	B-218	WNDW TRIM	WOOD	WHITE	C	BLDG. B	< LOD	0.18
2455	2/11/2010	B-218	WALL SHELF	WOOD	WHITE	B	BLDG. B	< LOD	0.2
2456	2/11/2010	B-218	BASEBOARD	WOOD	WHITE	C	BLDG. B	< LOD	0.28
2457	2/11/2010	B-218	CEILING	DRYWALL	WHITE		BLDG. B	< LOD	0.03
2458	2/11/2010	B-218	WALL/MIDDLE	DRYWALL	WHITE	A	BLDG. B	< LOD	0.3
2459	2/11/2010	B-218	WALL/MIDDLE	DRYWALL	WHITE	B	BLDG. B	< LOD	0.26
2460	2/11/2010	B-218	WALL/MIDDLE	DRYWALL	WHITE	C	BLDG. B	< LOD	0.04
2461	2/11/2010	B-218	WALL/MIDDLE	DRYWALL	WHITE	D	BLDG. B	< LOD	0.17
2462	2/11/2010	B-217A	WALL/MIDDLE	DRYWALL	WHITE	A	BLDG. B	< LOD	0.03
2463	2/11/2010	B-217A	WALL/MIDDLE	DRYWALL	WHITE	C	BLDG. B	< LOD	0.03

<b>Table 1 XRF Data</b>									
<b>Sample #</b>	<b>Sample Date</b>	<b>Sample Location<sup>1</sup></b>	<b>Component</b>	<b>Substrate</b>	<b>Color</b>	<b>Wall</b>	<b>Unit Number</b>	<b>XRF Reading (mg/cm<sup>2</sup>)</b>	<b>XRF Error (mg/cm<sup>2</sup>)</b>
2464	2/11/2010	B-217A	CBNT FRONT	WOOD	WHITE	B	BLDG. B	< LOD	0.09
2465	2/11/2010	B-217A	CBNT FRONT	WOOD	WHITE	D	BLDG. B	0.12	0.05
2466	2/11/2010	B-217A	CBNT INNER	WOOD	GREEN	D	BLDG. B	< LOD	0.12
2467	2/11/2010	B-217A	CEILING	DRYWALL	WHITE		BLDG. B	< LOD	0.14
2468	2/11/2010	B-217A	BASEBOARD	WOOD	WHITE	A	BLDG. B	< LOD	0.12
2469	2/11/2010	B-217A	WNDW TRIM	WOOD	WHITE	A	BLDG. B	< LOD	0.16
2470	2/11/2010	B-217A	DOOR	WOOD	WHITE	B	BLDG. B	< LOD	0.12
2471	2/11/2010	B-217A	DR. TRIM	WOOD	WHITE	B	BLDG. B	< LOD	0.18
2472	2/11/2010	SHUTTER CAL						11.64	0
2473	2/11/2010	C-322	WALL/MIDDLE	CONCRETE	GREY	A	BLDG. C	< LOD	0.04
2474	2/11/2010	C-322	WALL/MIDDLE	CONCRETE	GREY	B	BLDG. C	< LOD	0.04
2475	2/11/2010	C-322	WALL/MIDDLE	CONCRETE	GREY	C	BLDG. C	< LOD	0.04
2476	2/11/2010	C-322	WALL/MIDDLE	PLASTER	WHITE	D	BLDG. C	< LOD	0.08
2477	2/11/2010	C-322	SIDING	WOOD	BROWN	D	BLDG. C	< LOD	0.17
2478	2/11/2010	C-322	SIDING	WOOD	BROWN	C	BLDG. C	< LOD	0.16
2479	2/11/2010	C-322	SIDING	WOOD	BROWN	A	BLDG. C	< LOD	0.08

<b>Table 1 XRF Data</b>									
<b>Sample #</b>	<b>Sample Date</b>	<b>Sample Location<sup>1</sup></b>	<b>Component</b>	<b>Substrate</b>	<b>Color</b>	<b>Wall</b>	<b>Unit Number</b>	<b>XRF Reading (mg/cm<sup>2</sup>)</b>	<b>XRF Error (mg/cm<sup>2</sup>)</b>
2480	2/11/2010	C-322	DOOR	WOOD	VARNISH	B	BLDG. C	< LOD	0.16
2481	2/11/2010	C-322	DOOR	WOOD	TAN	D	BLDG. C	0.27	0.14
2482	2/11/2010	C-322	DR. TRIM	WOOD	WHITE	D	BLDG. C	< LOD	0.45
2483	2/11/2010	C-320	DR. TRIM	WOOD	WHITE	B	BLDG. C	0.17	0.11
2484	2/11/2010	C-320	DOOR	WOOD	WHITE	B	BLDG. C	1	0.1
2485	2/11/2010	C-320	DOOR	WOOD	WHITE	B	BLDG. C	1.2	0.2
2486	2/11/2010	C-320	WNDW TRIM	WOOD	WHITE	C	BLDG. C	< LOD	0.11
2487	2/11/2010	C-320	PIPE	METAL	BROWN	B	BLDG. C	< LOD	0.15
2488	2/11/2010	C-320	PIPE	METAL	BLACK	B	BLDG. C	0.6	0.2
2489	2/11/2010	C-320	BOILER	TSI	ORANGE		BLDG. C	2.9	0.6
2490	2/11/2010	C-320	TANK	TSI	BLUE LT.		BLDG. C	< LOD	1.2
2973	4/26/2010	C-320	TANK	TSI	BLUE LT.		BLDG. C	0	0.02
2491	2/11/2010	C-320	BOILER DUCT	METAL	SILVER		BLDG. C	< LOD	0.03
2492	2/11/2010	C-320	FLOOR	CONCRETE	GREY		BLDG. C	< LOD	0.03
2493	2/11/2010	C-320	CEILING	DRYWALL	WHITE		BLDG. C	< LOD	0.03
2494	2/11/2010	C-320	WALL/MIDDLE	DRYWALL	WHITE	D	BLDG. C	< LOD	0.2

<b>Table 1 XRF Data</b>									
<b>Sample #</b>	<b>Sample Date</b>	<b>Sample Location<sup>1</sup></b>	<b>Component</b>	<b>Substrate</b>	<b>Color</b>	<b>Wall</b>	<b>Unit Number</b>	<b>XRF Reading (mg/cm<sup>2</sup>)</b>	<b>XRF Error (mg/cm<sup>2</sup>)</b>
2495	2/11/2010	C-320	WALL/MIDDLE	DRYWALL	WHITE	C	BLDG. C	0.11	0.04
2496	2/11/2010	C-320	WALL/MIDDLE	DRYWALL	WHITE	B	BLDG. C	0.08	0.05
2497	2/11/2010	C-320	WALL/MIDDLE	DRYWALL	WHITE	A	BLDG. C	< LOD	0.09
2498	2/11/2010	C-320	I-BEAM	METAL	GREY		BLDG. C	< LOD	0.08
2499	2/11/2010	sm2573	CALIBRATE - FRONT					1.1	0.1
2500	2/11/2010	C-317B	WALL/MIDDLE	DRYWALL	PINK	A	BLDG. C	0	0.02
2501	2/11/2010	C-317B	WALL/MIDDLE	DRYWALL	PINK	C	BLDG. C	0.02	0.04
2502	2/11/2010	C-317B	WALL/MIDDLE	DRYWALL	PINK	D	BLDG. C	0.01	0.02
2503	2/11/2010	C-317B	CBNT FRONT	WOOD	PINK	B	BLDG. C	0.07	0.05
2504	2/11/2010	C-317B	CEILING	DRYWALL	PINK		BLDG. C	0	0.02
2505	2/11/2010	C-317B	WNDW TRIM	WOOD	PINK	A	BLDG. C	0.09	0.08
2506	2/11/2010	C-317B	BASEBOARD	WOOD	PINK	A	BLDG. C	0.07	0.06
2507	2/11/2010	C-317B	DOOR	WOOD	PINK	D	BLDG. C	0.1	0.11
2508	2/11/2010	C-317B	DR. TRIM	WOOD	PINK	D	BLDG. C	0.09	0.08
2509	2/11/2010	C-318	DR. TRIM	WOOD	WHITE	A	BLDG. C	0.08	0.92
2976	4/26/2010	C-318	DR. TRIM	WOOD	WHITE	A	BLDG. C	0.11	0.08

<b>Table 1 XRF Data</b>									
<b>Sample #</b>	<b>Sample Date</b>	<b>Sample Location<sup>1</sup></b>	<b>Component</b>	<b>Substrate</b>	<b>Color</b>	<b>Wall</b>	<b>Unit Number</b>	<b>XRF Reading (mg/cm<sup>2</sup>)</b>	<b>XRF Error (mg/cm<sup>2</sup>)</b>
2510	2/11/2010	C-318	DOOR	WOOD	WHITE	C	BLDG. C	0.11	0.12
2511	2/11/2010	C-318	WNDW TRIM	WOOD	WHITE	C	BLDG. C	0.13	0.14
2512	2/11/2010	C-318	BASEBOARD	WOOD	WHITE	C	BLDG. C	0.17	0.21
2513	2/11/2010	C-318	WALL/MIDDLE	WOOD	WHITE	B	BLDG. C	0.15	0.18
2514	2/11/2010	C-318	WALL SHELF	WOOD	WHITE	B	BLDG. C	0.16	0.21
2515	2/11/2010	C-318	WALL/MIDDLE	DRYWALL	WHITE	A	BLDG. C	0.09	0.16
2516	2/11/2010	C-318	WALL/MIDDLE	DRYWALL	WHITE	B	BLDG. C	0.02	0.02
2517	2/11/2010	C-318	WALL/MIDDLE	DRYWALL	WHITE	C	BLDG. C	0.01	0.03
2518	2/11/2010	C-318	WALL/MIDDLE	DRYWALL	WHITE	D	BLDG. C	0.09	0.11
2519	2/11/2010	C-318	CEILING	DRYWALL	WHITE		BLDG. C	0.05	0.08
2520	2/11/2010	SHUTTER CAL						9.46	0
2521	2/11/2010	C-317A	WALL/MIDDLE	DRYWALL	GREEN	A	BLDG. C	< LOD	0.03
2522	2/11/2010	C-317A	WALL/MIDDLE	DRYWALL	GREEN	C	BLDG. C	< LOD	0.03
2523	2/11/2010	C-317A	CBNT FRONT	WOOD	GREEN	B	BLDG. C	< LOD	0.21
2524	2/11/2010	C-317A	CBNT FRONT	WOOD	GREEN	D	BLDG. C	< LOD	0.15
2525	2/11/2010	C-317A	CEILING	DRYWALL	GREEN		BLDG. C	< LOD	0.08

<b>Table 1 XRF Data</b>									
<b>Sample #</b>	<b>Sample Date</b>	<b>Sample Location<sup>1</sup></b>	<b>Component</b>	<b>Substrate</b>	<b>Color</b>	<b>Wall</b>	<b>Unit Number</b>	<b>XRF Reading (mg/cm<sup>2</sup>)</b>	<b>XRF Error (mg/cm<sup>2</sup>)</b>
2526	2/11/2010	C-317A	BASEBOARD	WOOD	GREEN	C	BLDG. C	< LOD	0.14
2527	2/11/2010	C-317A	DOOR	WOOD	GREEN	B	BLDG. C	< LOD	0.07
2528	2/11/2010	C-317A	WNDW TRIM	WOOD	GREEN	C	BLDG. C	< LOD	0.18
2529	2/11/2010	C-317A	DR. TRIM	WOOD	GREEN	B	BLDG. C	< LOD	0.11
2530	2/11/2010	sm2574	CALIBRATE - FRONT					0.7	0.1
2531	2/11/2010	SHUTTER CAL						9.44	0
2532	2/11/2010	D-409	WALL/MIDDLE	DRYWALL	WHITE	A	BLDG. D	< LOD	0.33
2533	2/11/2010	D-409	WALL/MIDDLE	DRYWALL	WHITE	B	BLDG. D	0.3	0.11
2534	2/11/2010	D-409	WALL/MIDDLE	DRYWALL	WHITE	C	BLDG. D	< LOD	0.23
2535	2/11/2010	D-409	WALL/MIDDLE	DRYWALL	WHITE	D	BLDG. D	0.23	0.08
2536	2/11/2010	D-409	CEILING	DRYWALL	WHITE		BLDG. D	< LOD	0.23
2537	2/11/2010	D-409	DOOR	WOOD	WHITE	A	BLDG. D	< LOD	0.36
2538	2/11/2010	D-409	DR. TRIM	WOOD	WHITE	A	BLDG. D	< LOD	0.03
2539	2/11/2010	D-409	WNDW TRIM	WOOD	WHITE	A	BLDG. D	< LOD	0.32
2540	2/11/2010	D-409	BASEBOARD	WOOD	WHITE	A	BLDG. D	< LOD	0.4
2541	2/11/2010	D-409	PIPE	TSI	WHITE	A	BLDG. D	0.29	0.1

<b>Table 1 XRF Data</b>									
<b>Sample #</b>	<b>Sample Date</b>	<b>Sample Location<sup>1</sup></b>	<b>Component</b>	<b>Substrate</b>	<b>Color</b>	<b>Wall</b>	<b>Unit Number</b>	<b>XRF Reading (mg/cm<sup>2</sup>)</b>	<b>XRF Error (mg/cm<sup>2</sup>)</b>
2542	2/11/2010	D-409	CBNT OUT	WOOD	WHITE	D	BLDG. D	< LOD	0.03
2543	2/11/2010	D-408	CBNT FRONT	WOOD	PINK	D	BLDG. D	< LOD	0.18
2544	2/11/2010	D-408	CBNT FRONT	WOOD	PINK	B	BLDG. D	< LOD	0.15
2545	2/11/2010	D-408	WALL/MIDDLE	DRYWALL	PINK	A	BLDG. D	< LOD	0.03
2546	2/11/2010	D-408	WALL/MIDDLE	DRYWALL	PINK	C	BLDG. D	< LOD	0.03
2547	2/11/2010	D-408	CEILING	DRYWALL	WHITE		BLDG. D	< LOD	0.6
2548	2/11/2010	D-408	BASEBOARD	WOOD	PINK	A	BLDG. D	0.05	0.04
2549	2/11/2010	D-408	DOOR	WOOD	PINK	A	BLDG. D	0.08	0.08
2550	2/11/2010	D-408	DR. TRIM	WOOD	WHITE	A	BLDG. D	0.14	0.12
2551	2/11/2010	D-408	WNDW TRIM	WOOD	PINK	C	BLDG. D	0.13	0.08
2552	2/11/2010	D-410	WNDW TRIM	WOOD	WHITE	C	BLDG. D	0.12	0.07
2553	2/11/2010	D-410	DR. TRIM	WOOD	WHITE	B	BLDG. D	0.14	0.1
2554	2/11/2010	D-410	DOOR	WOOD	WHITE	B	BLDG. D	1.9	0.4
2555	2/11/2010	D-410	DOOR	WOOD	WHITE	B	BLDG. D	1.9	0.4
2556	2/11/2010	D-410	WALL/MIDDLE	DRYWALL	WHITE	B	BLDG. D	0	0.02
2557	2/11/2010	D-410	WALL/MIDDLE	DRYWALL	WHITE	C	BLDG. D	0.06	0.04

<b>Table 1 XRF Data</b>									
<b>Sample #</b>	<b>Sample Date</b>	<b>Sample Location<sup>1</sup></b>	<b>Component</b>	<b>Substrate</b>	<b>Color</b>	<b>Wall</b>	<b>Unit Number</b>	<b>XRF Reading (mg/cm<sup>2</sup>)</b>	<b>XRF Error (mg/cm<sup>2</sup>)</b>
2558	2/11/2010	D-410	WALL/MIDDLE	DRYWALL	WHITE	D	BLDG. D	0.04	0.02
2559	2/11/2010	D-410	WALL/MIDDLE	DRYWALL	WHITE	A	BLDG. D	0.04	0.02
2560	2/11/2010	D-410	CEILING	DRYWALL	WHITE		BLDG. D	0	0.02
2561	2/11/2010	D-410	FLOOR	CONCRETE	GREY		BLDG. D	0.16	0.07
2562	2/11/2010	D-410	BOILER	TSI	ORANGE		BLDG. D	4.2	1.9
2563	2/11/2010	D-410	TANK	TSI	BLUE LT.		BLDG. D	0.8	0.1
2564	2/11/2010	D-410	PIPE	METAL	BLACK	C	BLDG. D	1.5	0.3
2565	2/11/2010	D-410	PIPE	METAL	BLACK	C	BLDG. D	1.6	0.4
2566	2/11/2010	D-410	PIPE STRCTR	METAL	GREY	C	BLDG. D	0.03	0.04
2567	2/11/2010	D-410	BOILER DUCT	METAL	SILVER	B	BLDG. D	0.01	0.02
2568	2/11/2010	sm2575	CALIBRATE - FRONT					0.3	0.06
2569	2/11/2010	E-508	WALL/MIDDLE	DRYWALL	PINK	A	BLDG. E	0	0.02
2570	2/11/2010	E-508	WALL/MIDDLE	DRYWALL	PINK	C	BLDG. E	0	0.02
2571	2/11/2010	E-508	CBNT FRONT	WOOD	PINK	B	BLDG. E	0.07	0.05
2572	2/11/2010	E-508	CBNT FRONT	WOOD	PINK	D	BLDG. E	0.11	0.08
2573	2/11/2010	E-508	CEILING	DRYWALL	WHITE		BLDG. E	0	0.02

<b>Table 1 XRF Data</b>									
<b>Sample #</b>	<b>Sample Date</b>	<b>Sample Location<sup>1</sup></b>	<b>Component</b>	<b>Substrate</b>	<b>Color</b>	<b>Wall</b>	<b>Unit Number</b>	<b>XRF Reading (mg/cm<sup>2</sup>)</b>	<b>XRF Error (mg/cm<sup>2</sup>)</b>
2574	2/11/2010	E-508	DOOR	WOOD	PINK	A	BLDG. E	0.06	0.06
2575	2/11/2010	E-508	DR. TRIM	WOOD	PINK	A	BLDG. E	0.08	0.07
2576	2/11/2010	SHUTTER CAL						9.23	0
2577	2/11/2010	E-508	DR. TRIM	WOOD	WHITE	A	BLDG. E	< LOD	0.03
2578	2/11/2010	E-508	WNDW TRIM	WOOD	PINK	C	BLDG. E	< LOD	0.11
2579	2/11/2010	E-509	WNDW TRIM	WOOD	WHITE	A	BLDG. E	< LOD	0.52
2580	2/11/2010	E-509	DOOR	WOOD	WHITE	A	BLDG. E	< LOD	0.45
2581	2/11/2010	E-509	DR. TRIM	WOOD	WHITE	A	BLDG. E	< LOD	0.32
2582	2/11/2010	E-509	BASEBOARD	WOOD	WHITE	A	BLDG. E	< LOD	0.45
2583	2/11/2010	E-509	CBNT OUT	WOOD	WHITE	B	BLDG. E	< LOD	0.05
2584	2/11/2010	E-509	PIPE	TSI	WHITE	C	BLDG. E	0.5	0.1
2585	2/11/2010	E-509	CEILING	DRYWALL	WHITE		BLDG. E	< LOD	0.21
2586	2/11/2010	E-509	WALL/MIDDLE	DRYWALL	WHITE	A	BLDG. E	< LOD	0.94
2587	2/11/2010	E-509	WALL/MIDDLE	DRYWALL	WHITE	B	BLDG. E	0.4	0.2
2588	2/11/2010	E-509	WALL/MIDDLE	DRYWALL	WHITE	C	BLDG. E	0.4	0.2
2589	2/11/2010	E-509	WALL/MIDDLE	DRYWALL	WHITE	D	BLDG. E	< LOD	0.2

<b>Table 1 XRF Data</b>									
<b>Sample #</b>	<b>Sample Date</b>	<b>Sample Location<sup>1</sup></b>	<b>Component</b>	<b>Substrate</b>	<b>Color</b>	<b>Wall</b>	<b>Unit Number</b>	<b>XRF Reading (mg/cm<sup>2</sup>)</b>	<b>XRF Error (mg/cm<sup>2</sup>)</b>
2590	2/11/2010	E-510	WALL/MIDDLE	DRYWALL	WHITE	A	BLDG. E	< LOD	0.13
2591	2/11/2010	E-510	WALL/MIDDLE	DRYWALL	WHITE	B	BLDG. E	0.04	0.03
2592	2/11/2010	E-510	WALL/MIDDLE	DRYWALL	WHITE	C	BLDG. E	< LOD	0.05
2593	2/11/2010	E-510	WALL/MIDDLE	DRYWALL	WHITE	D	BLDG. E	< LOD	0.11
2594	2/11/2010	E-510	CEILING	DRYWALL	WHITE		BLDG. E	< LOD	0.12
2595	2/11/2010	E-510	DOOR	WOOD	WHITE	D	BLDG. E	1.1	0.1
2596	2/11/2010	E-510	DOOR	WOOD	WHITE	D	BLDG. E	1.3	0.3
2597	2/11/2010	E-510	DR. TRIM	WOOD	WHITE	D	BLDG. E	0.1	0.06
2598	2/11/2010	E-510	WNDW TRIM	WOOD	WHITE	C	BLDG. E	0.14	0.08
2599	2/11/2010	E-510	FLOOR	CONCRETE	GREY		BLDG. E	0.12	0.06
2600	2/11/2010	E-510	PIPE	METAL	BLACK	C	BLDG. E	0.7	0.1
2601	2/11/2010	E-510	PIPE STRCTR	METAL	GREY	C	BLDG. E	< LOD	0.06
2602	2/11/2010	E-510	BOILER	TSI	ORANGE		BLDG. E	2.9	0.5
2603	2/11/2010	E-510	TANK	TSI	BLUE LT.		BLDG. E	< LOD	0.05
2604	2/11/2010	E-510	BOILER DUCT	METAL	SILVER	D	BLDG. E	< LOD	0.03
2605	2/11/2010	E-511	DOOR	WOOD	ORANGE	A	BLDG. E	1.8	0.3

<b>Table 1 XRF Data</b>									
<b>Sample #</b>	<b>Sample Date</b>	<b>Sample Location<sup>1</sup></b>	<b>Component</b>	<b>Substrate</b>	<b>Color</b>	<b>Wall</b>	<b>Unit Number</b>	<b>XRF Reading (mg/cm<sup>2</sup>)</b>	<b>XRF Error (mg/cm<sup>2</sup>)</b>
2606	2/11/2010	E-511	DOOR	METAL	ORANGE	B	BLDG. E	5	1.9
2607	2/11/2010	E-511	WALL/MIDDLE	PLASTER	WHITE	B	BLDG. E	0.7	0.3
2977	4/26/2010	E-511	WALL/MIDDLE	PLASTER	WHITE	B	BLDG. E	0.02	0.03
2608	2/11/2010	E-511	WALL/MIDDLE	CONCRETE	GREY	C	BLDG. E	< LOD	0.03
2609	2/11/2010	E-511	WALL/MIDDLE	CONCRETE	GREY	D	BLDG. E	< LOD	0.03
2610	2/11/2010	E-511	WALL/MIDDLE	CONCRETE	GREY	A	BLDG. E	< LOD	0.05
2611	2/11/2010	E-511	FLOOR	CONCRETE	GREY		BLDG. E	< LOD	0.03
2612	2/11/2010	E-511	SIDING	WOOD	BROWN	B	BLDG. E	< LOD	0.03
2613	2/11/2010	E-511	DR. TRIM	WOOD	WHITE	B	BLDG. E	< LOD	0.5
2614	2/11/2010	F-609	DR. TRIM	WOOD	WHITE	A	BLDG. F	< LOD	0.23
2615	2/11/2010	F-609	WNDW TRIM	WOOD	WHITE	A	BLDG. F	< LOD	0.15
2616	2/11/2010	F-609	BASEBOARD	WOOD	WHITE	A	BLDG. F	0.21	0.09
2617	2/11/2010	F-609	CBNT OUT	WOOD	WHITE	D	BLDG. F	< LOD	0.03
2618	2/11/2010	F-609	WALL/MIDDLE	DRYWALL	WHITE	A	BLDG. F	< LOD	0.24
2619	2/11/2010	F-609	WALL/MIDDLE	DRYWALL	WHITE	B	BLDG. F	0.11	0.06
2620	2/11/2010	F-609	WALL/MIDDLE	DRYWALL	WHITE	C	BLDG. F	0.26	0.14

Table 1 XRF Data									
Sample #	Sample Date	Sample Location <sup>1</sup>	Component	Substrate	Color	Wall	Unit Number	XRF Reading (mg/cm <sup>2</sup> )	XRF Error (mg/cm <sup>2</sup> )
2621	2/11/2010	F-609	WALL/MIDDLE	DRYWALL	WHITE	D	BLDG. F	0.22	0.1
2622	2/11/2010	F-609	CEILING	DRYWALL	WHITE		BLDG. F	< LOD	0.3
2623	2/11/2010	F-609	PIPE	TSI	WHITE	B	BLDG. F	0.24	0.13
2624	2/11/2010	SHUTTER CAL						9.78	0
2625	2/11/2010	F-610	WALL/MIDDLE	DRYWALL	WHITE	A	BLDG. F	< LOD	0.04
2626	2/11/2010	F-610	WALL/MIDDLE	DRYWALL	WHITE	B	BLDG. F	< LOD	0.08
2627	2/11/2010	F-610	WALL/MIDDLE	DRYWALL	WHITE	C	BLDG. F	< LOD	0.07
2628	2/11/2010	F-610	WALL/MIDDLE	DRYWALL	WHITE	D	BLDG. F	< LOD	0.09
2629	2/11/2010	F-610	CEILING	DRYWALL	WHITE		BLDG. F	< LOD	0.05
2630	2/11/2010	F-610	FLOOR	CONCRETE	GREY		BLDG. F	0.1	0.06
2631	2/11/2010	F-610	DR. TRIM	WOOD	WHITE	B	BLDG. F	< LOD	0.17
2632	2/11/2010	F-610	DOOR	WOOD	WHITE	B	BLDG. F	1.2	0.1
2633	2/11/2010	F-610	DOOR	WOOD	WHITE ovr orange	B	BLDG. F	1.3	0.3
2634	2/11/2010	F-610	WNDW TRIM	WOOD	WHITE	C	BLDG. F	< LOD	0.11
2635	2/11/2010	F-610	PIPE	METAL	BLACK	C	BLDG. F	1.9	0.4
2636	2/11/2010	F-610	PIPE STRCTR	METAL	GREY	C	BLDG. F	< LOD	0.04

Table 1 XRF Data									
Sample #	Sample Date	Sample Location <sup>1</sup>	Component	Substrate	Color	Wall	Unit Number	XRF Reading (mg/cm <sup>2</sup> )	XRF Error (mg/cm <sup>2</sup> )
2637	2/11/2010	F-610	TANK	METAL	BLUE LT.		BLDG. F	< LOD	0.05
2638	2/11/2010	F-610	BOILER	TSI	ORANGE		BLDG. F	2.6	0.5
2639	2/11/2010	F-610	BOILER DUCT	METAL	SILVER	B	BLDG. F	< LOD	0.05
2640	2/11/2010	F-608	WALL/MIDDLE	DRYWALL	PINK	A	BLDG. F	< LOD	0.06
2641	2/11/2010	F-608	WALL/MIDDLE	DRYWALL	PINK	C	BLDG. F	< LOD	0.03
2642	2/11/2010	F-608	CBNT FRONT	WOOD	PINK	B	BLDG. F	< LOD	0.14
2643	2/11/2010	F-608	CBNT FRONT	WOOD	PINK	D	BLDG. F	< LOD	0.2
2644	2/11/2010	F-608	CEILING	DRYWALL	PINK		BLDG. F	< LOD	0.03
2645	2/11/2010	F-608	WNDW TRIM	WOOD	PINK	C	BLDG. F	< LOD	0.16
2646	2/11/2010	F-608	BASEBOARD	WOOD	PINK	C	BLDG. F	< LOD	0.09
2647	2/11/2010	F-608	DOOR	WOOD	PINK	A	BLDG. F	< LOD	0.17
2648	2/11/2010	F-608	DR. TRIM	WOOD	WHITE	A	BLDG. F	0.3	0.18
2649	2/11/2010	srm2573	CALIBRATE - FRONT					1.1	0.1
2650	2/12/2010	SHUTTER CAL						9.72	0
2651	2/12/2010		CALIBRATE - FRONT				srm2573	1.1	0.1
2652	2/12/2010	STAIR C1	STR HAND RAIL	METAL	BLACK	C	BLDG. A	0.5	0.2

<b>Table 1 XRF Data</b>									
<b>Sample #</b>	<b>Sample Date</b>	<b>Sample Location<sup>1</sup></b>	<b>Component</b>	<b>Substrate</b>	<b>Color</b>	<b>Wall</b>	<b>Unit Number</b>	<b>XRF Reading (mg/cm<sup>2</sup>)</b>	<b>XRF Error (mg/cm<sup>2</sup>)</b>
2653	2/12/2010	STAIR C1	STR STRINGER	METAL	BLACK	C	BLDG. A	0.12	0.06
2654	2/12/2010	STAIR C1	STR TREAD	METAL	BLACK	C	BLDG. A	< LOD	0.21
2655	2/12/2010	STAIR C1	SUPPORT COLUMN	METAL	BLACK	C	BLDG. A	0.12	0.06
2656	2/12/2010	STAIR C1	CEILING	METAL	BLACK	C	BLDG. A	< LOD	0.25
2657	2/12/2010	STAIR C3	CEILING	METAL	BLACK	C	BLDG. A	< LOD	0.5
2658	2/12/2010	STAIR C3	STR HAND RAIL	METAL	BLACK	C	BLDG. A	0.5	0.3
2659	2/12/2010	STAIR C3	STR STRINGER	METAL	BLACK	C	BLDG. A	< LOD	0.19
2660	2/12/2010	STAIR C3	STR TREAD	METAL	BLACK	C	BLDG. A	< LOD	0.23
2661	2/12/2010	STAIR C3	SUPPORT COLUMN	METAL	BLACK	C	BLDG. A	< LOD	0.2
2662	2/12/2010	STAIR C3	SUPPORT COLUMN	METAL	BLACK	C	BLDG. B	< LOD	0.45
2663	2/12/2010	STAIR C3	CEILING	METAL	BLACK	C	BLDG. B	< LOD	0.45
2664	2/12/2010	STAIR C3	STR TREAD	METAL	BLACK	C	BLDG. B	< LOD	0.21
2665	2/12/2010	STAIR C3	STR STRINGER	METAL	BLACK	C	BLDG. B	< LOD	0.49
2666	2/12/2010	STAIR C3	STR HAND RAIL	METAL	BLACK	C	BLDG. B	0.6	0.2
2667	2/12/2010	STAIR C2	STR HAND RAIL	METAL	BLACK	C	BLDG. B	< LOD	0.23
2668	2/12/2010	STAIR C2	STR STRINGER	METAL	BLACK	C	BLDG. B	< LOD	0.12

<b>Table 1 XRF Data</b>									
<b>Sample #</b>	<b>Sample Date</b>	<b>Sample Location<sup>1</sup></b>	<b>Component</b>	<b>Substrate</b>	<b>Color</b>	<b>Wall</b>	<b>Unit Number</b>	<b>XRF Reading (mg/cm<sup>2</sup>)</b>	<b>XRF Error (mg/cm<sup>2</sup>)</b>
2669	2/12/2010	STAIR C2	STR TREAD	METAL	BLACK	C	BLDG. B	< LOD	0.2
2670	2/12/2010	STAIR C2	SUPPORT COLUMN	METAL	BLACK	C	BLDG. B	< LOD	0.27
2671	2/12/2010	STAIR C2	CEILING	METAL	BLACK	C	BLDG. B	< LOD	0.33
2672	2/12/2010	STAIR C1	CEILING	METAL	BLACK	C	BLDG. B	< LOD	0.38
2673	2/12/2010	STAIR C1	SUPPORT COLUMN	METAL	BLACK	C	BLDG. B	< LOD	0.36
2674	2/12/2010	STAIR C1	STR STRINGER	METAL	BLACK	C	BLDG. B	< LOD	0.15
2675	2/12/2010	STAIR C1	STR TREAD	METAL	BLACK	C	BLDG. B	< LOD	0.25
2676	2/12/2010	STAIR C1	STR HAND RAIL	METAL	BLACK	C	BLDG. B	< LOD	0.6
2677	2/12/2010	STAIR C1	STR HAND RAIL	METAL	BLACK	C	BLDG. C	0.5	0.3
2678	2/12/2010	STAIR C1	STR STRINGER	METAL	BLACK	C	BLDG. C	< LOD	0.22
2679	2/12/2010	STAIR C1	STR TREAD	METAL	BLACK	C	BLDG. C	0.5	0.2
2680	2/12/2010	STAIR C1	SUPPORT COLUMN	METAL	BLACK	C	BLDG. C	0.4	0.2
2681	2/12/2010	STAIR C1	CEILING	METAL	BLACK	C	BLDG. C	< LOD	0.98
2682	2/12/2010	STAIR C2	CEILING	METAL	BLACK	C	BLDG. C	< LOD	0.25
2683	2/12/2010	STAIR C2	SUPPORT COLUMN	METAL	BLACK	C	BLDG. C	< LOD	0.37
2684	2/12/2010	STAIR C2	STR TREAD	METAL	BLACK	C	BLDG. C	< LOD	0.6

<b>Table 1 XRF Data</b>									
<b>Sample #</b>	<b>Sample Date</b>	<b>Sample Location<sup>1</sup></b>	<b>Component</b>	<b>Substrate</b>	<b>Color</b>	<b>Wall</b>	<b>Unit Number</b>	<b>XRF Reading (mg/cm<sup>2</sup>)</b>	<b>XRF Error (mg/cm<sup>2</sup>)</b>
2685	2/12/2010	STAIR C2	STR STRINGER	METAL	BLACK	C	BLDG. C	< LOD	0.45
2686	2/12/2010	STAIR C2	STR HAND RAIL	METAL	BLACK	C	BLDG. C	0.7	0.2
2687	2/12/2010	STAIR C3	STR HAND RAIL	METAL	BLACK	C	BLDG. C	0.6	0.3
2688	2/12/2010	STAIR C3	STR STRINGER	METAL	BLACK	C	BLDG. C	0.5	0.3
2689	2/12/2010	STAIR C3	STR TREAD	METAL	BLACK	C	BLDG. C	0.6	0.2
2690	2/12/2010	STAIR C3	CEILING	METAL	BLACK	C	BLDG. C	0.8	0.2
2988	4/26/2010	STAIR C3	CEILING	METAL	BLACK	C	BLDG. C	0.4	0.2
2691	2/12/2010	STAIR C3	SUPPORT COLUMN	METAL	BLACK	C	BLDG. C	0.6	0.3
2692	2/12/2010	STAIR C1	STR STRINGER	METAL	BLACK	C	BLDG. D	< LOD	1.03
2978	4/27/2010	STAIR C1	STR STRINGER	METAL	BLACK	C	BLDG. D	0.5	0.2
2693	2/12/2010	STAIR C1	STR HAND RAIL	METAL	BLACK	C	BLDG. D	0.6	0.2
2694	2/12/2010	STAIR C2	STR HAND RAIL	METAL	BLACK	C	BLDG. D	< LOD	0.45
2695	2/12/2010	STAIR C2	STR STRINGER	METAL	BLACK	C	BLDG. D	< LOD	0.6
2696	2/12/2010	STAIR C2	STR TREAD	METAL	BLACK	C	BLDG. D	< LOD	0.35
2697	2/12/2010	STAIR C3	STR TREAD	METAL	BLACK	C	BLDG. D	< LOD	0.03
2698	2/12/2010	STAIR C3	STR STRINGER	METAL	BLACK	C	BLDG. D	< LOD	0.45

<b>Table 1 XRF Data</b>									
<b>Sample #</b>	<b>Sample Date</b>	<b>Sample Location<sup>1</sup></b>	<b>Component</b>	<b>Substrate</b>	<b>Color</b>	<b>Wall</b>	<b>Unit Number</b>	<b>XRF Reading (mg/cm<sup>2</sup>)</b>	<b>XRF Error (mg/cm<sup>2</sup>)</b>
2699	2/12/2010	STAIR C3	STR HAND RAIL	METAL	BLACK	C	BLDG. D	0.4	0.2
2700	2/12/2010	SHUTTER CAL						10.11	0
2701	2/12/2010	STAIR C1	STR HAND RAIL	METAL	BLACK	C	BLDG. E	< LOD	0.32
2702	2/12/2010	STAIR C1	STR STRINGER	METAL	BLACK	C	BLDG. E	< LOD	0.86
2703	2/12/2010	STAIR C1	STR TREAD	METAL	BLACK	C	BLDG. E	< LOD	0.03
2704	2/12/2010	STAIR C2	STR TREAD	METAL	BLACK	C	BLDG. E	< LOD	0.42
2705	2/12/2010	STAIR C2	STR STRINGER	METAL	BLACK	C	BLDG. E	< LOD	0.36
2706	2/12/2010	STAIR C2	STR HAND RAIL	METAL	BLACK	C	BLDG. E	< LOD	0.22
2707	2/12/2010	STAIR C4	STR HAND RAIL	METAL	BLACK	C	BLDG. E	< LOD	0.14
2708	2/12/2010	STAIR C4	STR STRINGER	METAL	BLACK	C	BLDG. E	0.4	0.1
2709	2/12/2010	STAIR C4	STR TREAD	METAL	BLACK	C	BLDG. E	< LOD	0.22
2710	2/12/2010	STAIR C4	STR TREAD	METAL	BLACK	C	BLDG. F	< LOD	0.03
2711	2/12/2010	STAIR C4	STR STRINGER	METAL	BLACK	C	BLDG. F	< LOD	0.4
2712	2/12/2010	STAIR C4	STR HAND RAIL	METAL	BLACK	C	BLDG. F	0.6	0.3
2713	2/12/2010	STAIR C3	STR HAND RAIL	METAL	BLACK	C	BLDG. F	< LOD	0.33
2714	2/12/2010	STAIR C3	STR STRINGER	METAL	BLACK	C	BLDG. F	< LOD	0.45

<b>Table 1 XRF Data</b>									
<b>Sample #</b>	<b>Sample Date</b>	<b>Sample Location<sup>1</sup></b>	<b>Component</b>	<b>Substrate</b>	<b>Color</b>	<b>Wall</b>	<b>Unit Number</b>	<b>XRF Reading (mg/cm<sup>2</sup>)</b>	<b>XRF Error (mg/cm<sup>2</sup>)</b>
2715	2/12/2010	STAIR C3	STR TREAD	METAL	BLACK	C	BLDG. F	< LOD	0.45
2716	2/12/2010	STAIR C2	STR TREAD	METAL	BLACK	C	BLDG. F	< LOD	0.11
2717	2/12/2010	STAIR C2	STR STRINGER	METAL	BLACK	C	BLDG. F	< LOD	0.34
2718	2/12/2010	STAIR C2	STR HAND RAIL	METAL	BLACK	C	BLDG. F	0.5	0.3
2719	2/12/2010	STAIR C1	STR HAND RAIL	METAL	BLACK	C	BLDG. F	< LOD	0.14
2720	2/12/2010	STAIR C1	STR STRINGER	METAL	BLACK	C	BLDG. F	0.4	0.2
2721	2/12/2010	STAIR C1	STR TREAD	METAL	BLACK	C	BLDG. F	< LOD	0.03
2722	2/12/2010	STAIR C4	STR TREAD	METAL	BLACK	C	BLDG. G	< LOD	0.03
2723	2/12/2010	STAIR C4	STR STRINGER	METAL	BLACK	C	BLDG. G	< LOD	0.45
2724	2/12/2010	STAIR C4	STR HAND RAIL	METAL	BLACK	C	BLDG. G	< LOD	0.22
2725	2/12/2010	STAIR C1	STR HAND RAIL	METAL	BLACK	C	BLDG. H	< LOD	0.22
2726	2/12/2010	STAIR C1	STR STRINGER	METAL	BLACK	C	BLDG. H	< LOD	0.96
2727	2/12/2010	STAIR C1	STR TREAD	METAL	BROWN	C	BLDG. H	< LOD	0.03
2728	2/12/2010	STAIR C2	STR TREAD	METAL	BROWN	C	BLDG. H	< LOD	0.03
2729	2/12/2010	STAIR C2	STR TREAD	METAL	BLACK	C	BLDG. H	< LOD	0.28
2730	2/12/2010	STAIR C2	STR HAND RAIL	METAL	BLACK	C	BLDG. H	< LOD	0.33

<b>Table 1 XRF Data</b>									
<b>Sample #</b>	<b>Sample Date</b>	<b>Sample Location<sup>1</sup></b>	<b>Component</b>	<b>Substrate</b>	<b>Color</b>	<b>Wall</b>	<b>Unit Number</b>	<b>XRF Reading (mg/cm<sup>2</sup>)</b>	<b>XRF Error (mg/cm<sup>2</sup>)</b>
2731	2/12/2010	STAIR C3	STR HAND RAIL	METAL	BLACK	C	BLDG. H	< LOD	0.45
2732	2/12/2010	STAIR C3	STR HAND RAIL	METAL	BLACK	C	BLDG. H	0.5	0.3
2733	2/12/2010	STAIR C3	STR STRINGER	METAL	BLACK	C	BLDG. H	< LOD	0.9
2734	2/12/2010	STAIR C3	STR TREAD	METAL	BROWN	C	BLDG. H	< LOD	0.03
2735	2/12/2010	STAIR C4	STR TREAD	METAL	BLACK	C	BLDG. H	< LOD	0.03
2736	2/12/2010	STAIR C4	STR STRINGER	METAL	BLACK	C	BLDG. H	< LOD	0.03
2737	2/12/2010	STAIR C4	STR HAND RAIL	METAL	BLACK	C	BLDG. H	< LOD	0.03
2738	2/12/2010	STAIR C5	STR HAND RAIL	METAL	BLACK	C	BLDG. H	< LOD	0.03
2739	2/12/2010	STAIR C5	STR STRINGER	METAL	BLACK	C	BLDG. H	< LOD	0.03
2740	2/12/2010	STAIR C5	STR TREAD	METAL	BLACK	C	BLDG. H	< LOD	0.03
2741	2/12/2010	STAIR C1	STR TREAD	METAL	BLACK	C	BLDG. J	< LOD	0.03
2742	2/12/2010	STAIR C1	STR STRINGER	METAL	BLACK	C	BLDG. J	0.5	0.2
2743	2/12/2010	STAIR C1	STR HAND RAIL	METAL	BLACK	C	BLDG. J	< LOD	0.08
2744	2/12/2010	STAIR C2	STR HAND RAIL	METAL	BLACK	C	BLDG. J	< LOD	0.22
2745	2/12/2010	STAIR C2	STR STRINGER	METAL	BLACK	C	BLDG. J	< LOD	0.2
2746	2/12/2010	STAIR C2	STR TREAD	METAL	BROWN	C	BLDG. J	< LOD	0.03

<b>Table 1 XRF Data</b>									
<b>Sample #</b>	<b>Sample Date</b>	<b>Sample Location<sup>1</sup></b>	<b>Component</b>	<b>Substrate</b>	<b>Color</b>	<b>Wall</b>	<b>Unit Number</b>	<b>XRF Reading (mg/cm<sup>2</sup>)</b>	<b>XRF Error (mg/cm<sup>2</sup>)</b>
2747	2/12/2010	STAIR C3	STR TREAD	METAL	BLACK	C	BLDG. J	< LOD	0.03
2748	2/12/2010	STAIR C3	STR STRINGER	METAL	BLACK	C	BLDG. J	< LOD	0.38
2749	2/12/2010	STAIR C3	STR HAND RAIL	METAL	BLACK	C	BLDG. J	< LOD	0.25
2750	2/12/2010	STAIR C4	STR HAND RAIL	METAL	BLACK	C	BLDG. J	< LOD	0.24
2751	2/12/2010	STAIR C4	STR STRINGER	METAL	BLACK	C	BLDG. J	< LOD	0.42
2752	2/12/2010	SHUTTER CAL						9.54	0
2753	2/12/2010	STAIR C4	STR TREAD	METAL	BLACK	C	BLDG. J	< LOD	0.03
2754	2/12/2010	EXTERIOR	WNDW TRIM C10	METAL	WHITE	C	BLDG. J	< LOD	0.67
2755	2/12/2010	EXTERIOR	DOOR c4	WOOD	WHITE	C	BLDG. J	< LOD	0.06
2756	2/12/2010	EXTERIOR	DR. TRIM c1	WOOD	WHITE	C	BLDG. J	< LOD	0.25
2757	2/12/2010	EXTERIOR	EXT. GUTTERS	METAL	WHITE	C	BLDG. J	< LOD	0.03
2758	2/12/2010	EXTERIOR	EXT. FASCIA	METAL	WHITE	C	BLDG. J	< LOD	0.03
2759	2/12/2010	EXTERIOR	EXT. DRIPBOARD	CONCRETE	GREY	D	BLDG. J	< LOD	0.93
2760	2/12/2010	EXTERIOR	EXT.DOWN SPOUTS	METAL	WHITE	A	BLDG. J	< LOD	0.03
2761	2/12/2010	EXTERIOR	EXT. CORNER BOARD	METAL	WHITE	A	BLDG. J	< LOD	0.22
2762	2/12/2010	EXTERIOR	WALL/LOWER	PLASTER	WHITE	A	BLDG. J	< LOD	1.05

Table 1 XRF Data									
Sample #	Sample Date	Sample Location <sup>1</sup>	Component	Substrate	Color	Wall	Unit Number	XRF Reading (mg/cm <sup>2</sup> )	XRF Error (mg/cm <sup>2</sup> )
2979	4/27/2010	EXTERIOR	WALL/LOWER	PLASTER	WHITE	A	BLDG. J	0.6	0.3
2763	2/12/2010	EXTERIOR	WALL/LOWER	PLASTER	WHITE	B	BLDG. J	< LOD	0.9
2764	2/12/2010	EXTERIOR	EXT. FOUNDATION	CONCRETE	WHITE	B	BLDG. J	< LOD	0.03
2765	2/12/2010	EXTERIOR	WALL/LOWER	PLASTER	WHITE	C	BLDG. J	< LOD	0.75
2766	2/12/2010	EXTERIOR	WALL/LOWER	PLASTER	WHITE	D	BLDG. J	< LOD	0.9
2767	2/12/2010	EXTERIOR	DOOR a2	WOOD	WHITE	A	BLDG. H	< LOD	0.19
2768	2/12/2010	EXTERIOR	DR. TRIM a3	WOOD	WHITE	A	BLDG. H	3.2	0.9
2769	2/12/2010	EXTERIOR	DR. TRIM a3	WOOD	WHITE	A	BLDG. H	0.19	0.11
2770	2/12/2010	EXTERIOR	DR. TRIM a3	WOOD	WHITE	A	BLDG. H	< LOD	0.44
2771	2/12/2010	EXTERIOR	WNDW TRIM a8	METAL	WHITE	A	BLDG. H	< LOD	0.73
2772	2/12/2010	EXTERIOR	EXT.DOWN SPOUTS	METAL	WHITE	A	BLDG. H	< LOD	0.03
2773	2/12/2010	EXTERIOR	EXT. CORNER BOARD	METAL	WHITE	D	BLDG. H	< LOD	0.75
2774	2/12/2010	EXTERIOR	EXT. GUTTERS	METAL	WHITE	C	BLDG. H	< LOD	0.03
2775	2/12/2010	EXTERIOR	EXT. FASCIA	METAL	WHITE	C	BLDG. H	< LOD	0.03
2776	2/12/2010	EXTERIOR	EXT. DRIPBOARD	CONCRETE	WHITE	C	BLDG. H	< LOD	1.22
2980	4/27/2010	EXTERIOR	EXT. DRIPBOARD	CONCRETE	WHITE	C	BLDG. H	< LOD	0.75

Table 1 XRF Data									
Sample #	Sample Date	Sample Location <sup>1</sup>	Component	Substrate	Color	Wall	Unit Number	XRF Reading (mg/cm <sup>2</sup> )	XRF Error (mg/cm <sup>2</sup> )
2777	2/12/2010	EXTERIOR	WALL/LOWER	PLASTER	WHITE	C	BLDG. H	0.6	0.3
2778	2/12/2010	EXTERIOR	WALL/LOWER	PLASTER	WHITE	B	BLDG. H	< LOD	0.6
2779	2/12/2010	EXTERIOR	WALL/LOWER	PLASTER	WHITE	A	BLDG. H	0.7	0.3
2989	4/27/2010	EXTERIOR	WALL/LOWER	PLASTER	WHITE	A	BLDG. H	< LOD	0.6
2780	2/12/2010	EXTERIOR	WALL/LOWER	PLASTER	WHITE	D	BLDG. H	< LOD	0.98
2781	2/12/2010	EXTERIOR	EXT. FOUNDATION	CONCRETE	WHITE	D	BLDG. H	< LOD	1.28
2981	4/27/2010	EXTERIOR	EXT. FOUNDATION	CONCRETE	WHITE	D	BLDG. H	< LOD	0.1
2782	2/12/2010	EXTERIOR	EXT. FOUNDATION	CONCRETE	WHITE	D	BLDG. G	< LOD	0.16
2783	2/12/2010	EXTERIOR	WALL/LOWER	PLASTER	WHITE	D	BLDG. G	< LOD	0.08
2784	2/12/2010	EXTERIOR	WALL/LOWER	PLASTER	WHITE	C	BLDG. G	< LOD	1.08
2982	4/27/2010	EXTERIOR	WALL/LOWER	PLASTER	WHITE	C	BLDG. G	< LOD	0.75
2785	2/12/2010	EXTERIOR	WALL/LOWER	PLASTER	WHITE	B	BLDG. G	< LOD	0.83
2786	2/12/2010	EXTERIOR	WALL/LOWER	PLASTER	WHITE	A	BLDG. G	< LOD	0.75
2787	2/12/2010	EXTERIOR	WNDW TRIM a2	METAL	WHITE	A	BLDG. G	< LOD	0.03
2788	2/12/2010	EXTERIOR	DOOR a2	WOOD	WHITE	A	BLDG. G	< LOD	0.43
2789	2/12/2010	EXTERIOR	DOOR a2	WOOD	WHITE	A	BLDG. G	< LOD	0.4

<b>Table 1 XRF Data</b>									
<b>Sample #</b>	<b>Sample Date</b>	<b>Sample Location<sup>1</sup></b>	<b>Component</b>	<b>Substrate</b>	<b>Color</b>	<b>Wall</b>	<b>Unit Number</b>	<b>XRF Reading (mg/cm<sup>2</sup>)</b>	<b>XRF Error (mg/cm<sup>2</sup>)</b>
2790	2/12/2010	EXTERIOR	DR. TRIM a3	WOOD	WHITE	A	BLDG. G	< LOD	0.72
2791	2/12/2010	EXTERIOR	EXT.DOWN SPOUTS	METAL	WHITE	A	BLDG. G	< LOD	0.03
2792	2/12/2010	EXTERIOR	EXT. CORNER BOARD	METAL	WHITE	A	BLDG. G	< LOD	0.03
2793	2/12/2010	EXTERIOR	EXT. GUTTERS	METAL	WHITE	C	BLDG. G	< LOD	0.03
2794	2/12/2010	EXTERIOR	EXT. FASCIA	METAL	WHITE	C	BLDG. G	< LOD	0.03
2795	2/12/2010	EXTERIOR	EXT. DRIPBOARD	CONCRETE	WHITE	C	BLDG. G	< LOD	0.1
2796	2/12/2010	EXTERIOR	EXT. DRIPBOARD	CONCRETE	WHITE	C	BLDG. F	< LOD	1.08
2983	4/27/2010	EXTERIOR	EXT. DRIPBOARD	CONCRETE	WHITE	C	BLDG. F	< LOD	0.84
2797	2/12/2010	EXTERIOR	EXT. FASCIA	METAL	WHITE	C	BLDG. F	< LOD	0.05
2798	2/12/2010	EXTERIOR	EXT. GUTTERS	METAL	WHITE	C	BLDG. F	< LOD	0.03
2799	2/12/2010	EXTERIOR	WNDW TRIM c4	METAL	WHITE	C	BLDG. F	< LOD	0.19
2800	2/12/2010	SHUTTER CAL						10.36	0
2801	2/12/2010	EXTERIOR	DOOR c3	WOOD	WHITE	C	BLDG. F	0.1	0.05
2802	2/12/2010	EXTERIOR	FENCE	WOOD	WHITE	B	BLDG. F	< LOD	0.03
2803	2/12/2010	EXTERIOR	DOOR	METAL	WHITE	B	BLDG. F	1.7	0.5
2804	2/12/2010	EXTERIOR	DOOR	METAL	WHITE	B	BLDG. F	4.2	1.9

Table 1 XRF Data									
Sample #	Sample Date	Sample Location <sup>1</sup>	Component	Substrate	Color	Wall	Unit Number	XRF Reading (mg/cm <sup>2</sup> )	XRF Error (mg/cm <sup>2</sup> )
2805	2/12/2010	EXTERIOR	DR. TRIM	WOOD	WHITE	B	BLDG. F	< LOD	0.45
2806	2/12/2010	EXTERIOR	DR. TRIM a1	WOOD	WHITE	A	BLDG. F	0.4	0.2
2807	2/12/2010	EXTERIOR	DOOR a2	WOOD	WHITE	A	BLDG. F	6.6	2.1
2808	2/12/2010	EXTERIOR	DOOR a2	WOOD	WHITE	A	BLDG. F	3.4	0.7
2809	2/12/2010	EXTERIOR	DOOR a3	WOOD	WHITE	A	BLDG. F	< LOD	0.31
2810	2/12/2010	EXTERIOR	DR. TRIM a4	WOOD	WHITE	A	BLDG. F	< LOD	0.69
2811	2/12/2010	EXTERIOR	EXT.DOWN SPOUTS	METAL	WHITE	A	BLDG. F	< LOD	0.03
2812	2/12/2010	EXTERIOR	EXT. CORNER BOARD	METAL	WHITE	A	BLDG. F	< LOD	0.13
2813	2/12/2010	EXTERIOR	EXT. FOUNDATION	CONCRETE	WHITE	D	BLDG. F	< LOD	0.12
2814	2/12/2010	EXTERIOR	WALL/LOWER	PLASTER	WHITE	D	BLDG. F	< LOD	0.75
2815	2/12/2010	EXTERIOR	WALL/LOWER	PLASTER	WHITE	C	BLDG. F	< LOD	0.4
2816	2/12/2010	EXTERIOR	WALL/LOWER	PLASTER	WHITE	B	BLDG. F	< LOD	0.08
2817	2/12/2010	EXTERIOR	WALL/LOWER	PLASTER	WHITE	A	BLDG. F	< LOD	0.96
2818	2/12/2010	sm2574	CALIBRATE - FRONT					0.7	0.1
2819	2/12/2010	EXTERIOR	WALL/LOWER	PLASTER	WHITE	A	BLDG. E	0.6	0.3
2820	2/12/2010	EXTERIOR	EXT.	CONCRETE	WHITE	B	BLDG. E	0.5	0.5

Table 1 XRF Data									
Sample #	Sample Date	Sample Location <sup>1</sup>	Component	Substrate	Color	Wall	Unit Number	XRF Reading (mg/cm <sup>2</sup> )	XRF Error (mg/cm <sup>2</sup> )
			FOUNDATION						
2990	4/27/2010	EXTERIOR	EXT. FOUNDATION	CONCRETE	WHITE	B	BLDG. E	< LOD	0.77
2821	2/12/2010	EXTERIOR	WALL/LOWER	PLASTER	WHITE	C	BLDG. E	0.6	0.4
2991	4/27/2010	EXTERIOR	WALL/LOWER	PLASTER	WHITE	C	BLDG. E	< LOD	0.6
2822	2/12/2010	EXTERIOR	WALL/LOWER	PLASTER	WHITE	D	BLDG. E	0.6	0.4
2992	4/27/2010	EXTERIOR	WALL/LOWER	PLASTER	WHITE	D	BLDG. E	< LOD	0.78
2823	2/12/2010	EXTERIOR	EXT. CORNER BOARD	METAL	WHITE	D	BLDG. E	0.01	0.02
2824	2/12/2010	EXTERIOR	WNDW TRIM a3	METAL	WHITE	A	BLDG. E	0.01	0.03
2825	2/12/2010	EXTERIOR	DR. TRIM d2	WOOD	WHITE	A	BLDG. E	1.3	0.2
2826	2/12/2010	EXTERIOR	DOOR a3	WOOD	WHITE	A	BLDG. E	0.1	0.12
2827	2/12/2010	EXTERIOR	DOOR a4	WOOD	WHITE	A	BLDG. E	6.6	3
2828	2/12/2010	EXTERIOR	DOOR a4	WOOD	WHITE over orange	A	BLDG. E	3.7	0.9
2829	2/12/2010	EXTERIOR	DOOR a5	WOOD	WHITE over orange	A	BLDG. E	3.8	1
2830	2/12/2010	EXTERIOR	DOOR a6	WOOD	WHITE over orange	A	BLDG. E	1.6	0.4
2831	2/12/2010	EXTERIOR	EXT. FASCIA	METAL	WHITE	A	BLDG. E	0	0.02

Table 1 XRF Data									
Sample #	Sample Date	Sample Location <sup>1</sup>	Component	Substrate	Color	Wall	Unit Number	XRF Reading (mg/cm <sup>2</sup> )	XRF Error (mg/cm <sup>2</sup> )
2832	2/12/2010	EXTERIOR	EXT. GUTTERS	METAL	WHITE	D	BLDG. E	0	0.02
2833	2/12/2010	EXTERIOR	EXT. DRIPBOARD	CONCRETE	WHITE	C	BLDG. E	0.2	0.14
2834	2/12/2010	EXTERIOR	DR. TRIM c3	WOOD	WHITE	C	BLDG. E	1	0.1
2996	4/26/2010	EXTERIOR	DR. TRIM c3	WOOD	WHITE	C	BLDG. E	< LOD	0.51
2835	2/12/2010	EXTERIOR	DR. TRIM c3	WOOD	WHITE	A	BLDG. D	0.9	0.1
2993	4/27/2010	EXTERIOR	DR. TRIM c3	WOOD	WHITE	A	BLDG. D	0.6	0.2
2836	2/12/2010	EXTERIOR	DR. TRIM a4	WOOD	WHITE	A	BLDG. D	0.6	0.3
2837	2/12/2010	SHUTTER CAL						9.94	0
2838	2/12/2010	EXTERIOR	DOOR a4	WOOD	WHITE	A	BLDG. D	0.22	0.09
2839	2/12/2010	EXTERIOR	WNDW TRIM a6	METAL	WHITE	A	BLDG. D	< LOD	0.03
2840	2/12/2010	EXTERIOR	EXT.DOWN SPOUTS	METAL	WHITE	A	BLDG. D	< LOD	0.03
2841	2/12/2010	EXTERIOR	EXT. GUTTERS	METAL	WHITE	C	BLDG. D	< LOD	0.03
2842	2/12/2010	EXTERIOR	EXT. FASCIA	METAL	WHITE	C	BLDG. D	< LOD	0.04
2843	2/12/2010	EXTERIOR	EXT. DRIPBOARD	CONCRETE	WHITE	C	BLDG. D	< LOD	1.27
2984	4/27/2010	EXTERIOR	EXT. DRIPBOARD	CONCRETE	WHITE	C	BLDG. D	< LOD	0.03
2844	2/12/2010	EXTERIOR	FENCE	WOOD	WHITE	B	BLDG. D	< LOD	0.03

Table 1 XRF Data									
Sample #	Sample Date	Sample Location <sup>1</sup>	Component	Substrate	Color	Wall	Unit Number	XRF Reading (mg/cm <sup>2</sup> )	XRF Error (mg/cm <sup>2</sup> )
2845	2/12/2010	EXTERIOR	DOOR	METAL	WHITE	B	BLDG. D	6.5	2.7
2846	2/12/2010	EXTERIOR	DR. TRIM	WOOD	WHITE	B	BLDG. D	< LOD	0.6
2847	2/12/2010	EXTERIOR	DOOR a1	WOOD	WHITE over orange	A	BLDG. D	2.7	0.8
2848	2/12/2010	EXTERIOR	WALL/LOWER	PLASTER	WHITE	A	BLDG. D	< LOD	0.4
2849	2/12/2010	EXTERIOR	WALL/LOWER	PLASTER	WHITE	B	BLDG. D	0.6	0.3
2850	2/12/2010	EXTERIOR	WALL/LOWER	PLASTER	WHITE	C	BLDG. D	< LOD	0.03
2851	2/12/2010	EXTERIOR	WALL/LOWER	PLASTER	WHITE	D	BLDG. D	< LOD	0.4
2852	2/12/2010	EXTERIOR	EXT. FOUNDATION	CONCRETE	WHITE	B	BLDG. D	< LOD	0.03
2853	2/12/2010	EXTERIOR	WALL/LOWER	PLASTER	WHITE	A	BLDG. C	< LOD	0.4
2854	2/12/2010	EXTERIOR	EXT. FOUNDATION	CONCRETE	WHITE	B	BLDG. C	< LOD	0.14
2855	2/12/2010	EXTERIOR	WALL/LOWER	PLASTER	WHITE	C	BLDG. C	< LOD	0.75
2856	2/12/2010	EXTERIOR	WALL/LOWER	PLASTER	WHITE	D	BLDG. C	0.6	0.3
2857	2/12/2010	EXTERIOR	EXT. DRIPBOARD	METAL	WHITE	D	BLDG. C	< LOD	0.07
2858	2/12/2010	EXTERIOR	EXT. DOWN SPOUTS	METAL	WHITE	A	BLDG. C	< LOD	0.03
2859	2/12/2010	EXTERIOR	WNDW TRIM a9	METAL	WHITE	A	BLDG. C	< LOD	0.4
2860	2/12/2010	EXTERIOR	DR. TRIM a3	WOOD	WHITE	A	BLDG. C	0.6	0.3

Table 1 XRF Data									
Sample #	Sample Date	Sample Location <sup>1</sup>	Component	Substrate	Color	Wall	Unit Number	XRF Reading (mg/cm <sup>2</sup> )	XRF Error (mg/cm <sup>2</sup> )
2861	2/12/2010	EXTERIOR	DOOR a2	WOOD	WHITE	A	BLDG. C	0.15	0.08
2862	2/12/2010	EXTERIOR	DOOR a1	WOOD	WHITE over orange	A	BLDG. C	3.1	0.9
2863	2/12/2010	EXTERIOR	EXT. FASCIA	METAL	WHITE	A	BLDG. C	< LOD	0.03
2864	2/12/2010	EXTERIOR	EXT. GUTTERS	METAL	WHITE	B	BLDG. C	< LOD	0.03
2865	2/12/2010	EXTERIOR	DOOR	METAL	WHITE over orange	B	BLDG. C	1.4	0.3
2866	2/12/2010	EXTERIOR	EXT. DRIPBOARD	CONCRETE	WHITE	C	BLDG. C	< LOD	1.22
2985	4/26/2010	EXTERIOR	EXT. DRIPBOARD	CONCRETE	WHITE	C	BLDG. C	< LOD	0.75
2867	2/12/2010	EXTERIOR	EXT. DRIPBOARD	CONCRETE	WHITE	C	BLDG. B	< LOD	1.25
2986	4/26/2010	EXTERIOR	EXT. DRIPBOARD	CONCRETE	WHITE	C	BLDG. B	0.5	0.4
2868	2/12/2010	EXTERIOR	DOOR	WOOD	WHITE over orange	C	BLDG. B	3	1.1
2869	2/12/2010	EXTERIOR	DOOR c5	WOOD	WHITE	C	BLDG. B	< LOD	0.28
2870	2/12/2010	EXTERIOR	DR. TRIM c6	WOOD	WHITE	C	BLDG. B	1.1	0.2
2871	2/12/2010	EXTERIOR	EXT. DOWN SPOUTS	METAL	WHITE	C	BLDG. B	< LOD	0.03
2872	2/12/2010	EXTERIOR	EXT. GUTTERS	METAL	WHITE	A	BLDG. B	< LOD	0.03
2873	2/12/2010	EXTERIOR	EXT. CORNER BOARD	METAL	WHITE	D	BLDG. B	< LOD	0.03

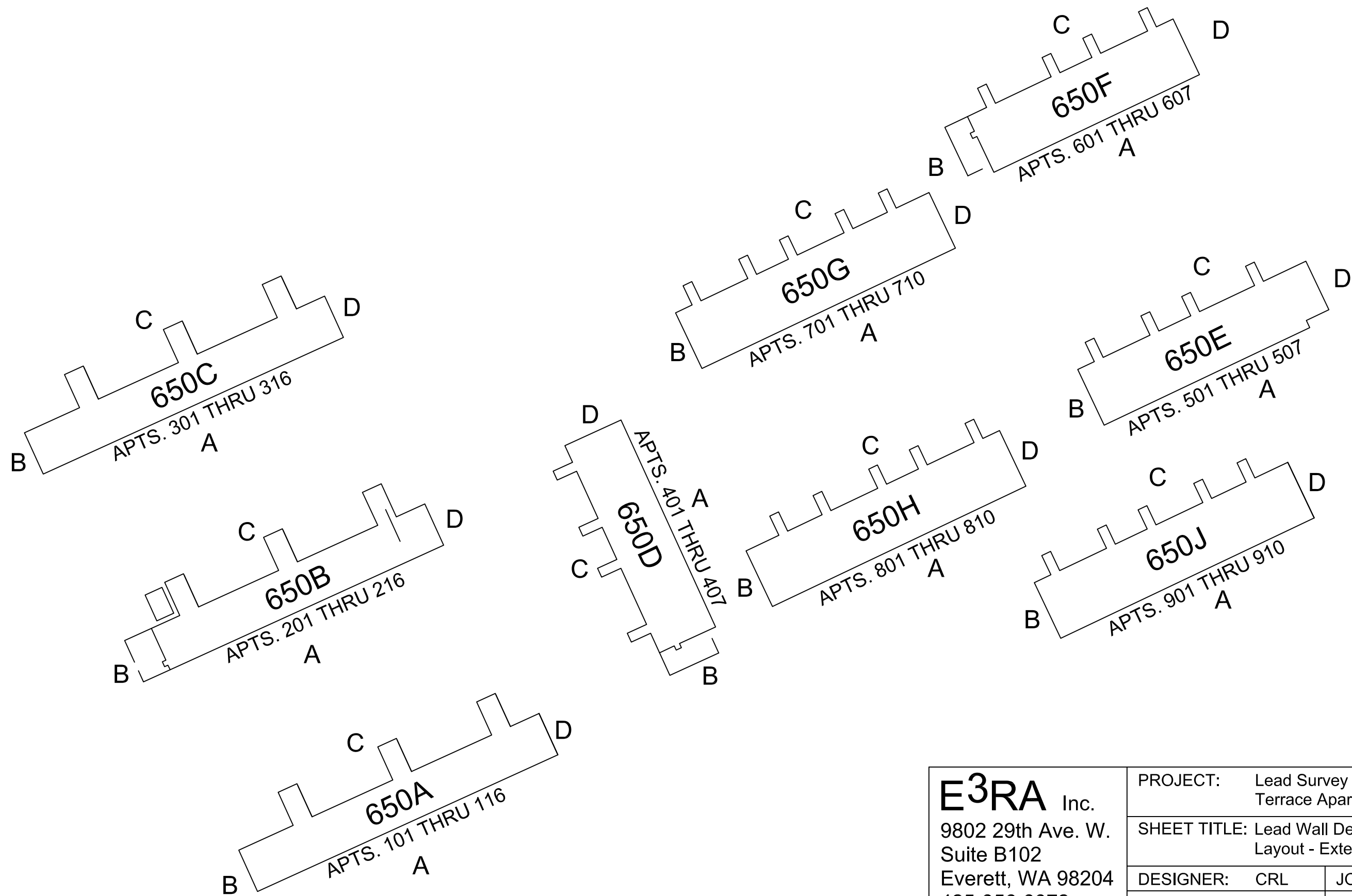
Table 1 XRF Data									
Sample #	Sample Date	Sample Location <sup>1</sup>	Component	Substrate	Color	Wall	Unit Number	XRF Reading (mg/cm <sup>2</sup> )	XRF Error (mg/cm <sup>2</sup> )
2874	2/12/2010	EXTERIOR	WNDW TRIM a10	METAL	WHITE	A	BLDG. B	< LOD	0.07
2875	2/12/2010	EXTERIOR	EXT. FASCIA	METAL	WHITE	B	BLDG. B	< LOD	0.03
2876	2/12/2010	EXTERIOR	DOOR a1	WOOD	WHITE over orange	A	BLDG. B	3.1	1
2877	2/12/2010	EXTERIOR	DOOR	METAL	WHITE	B	BLDG. B	1.5	0.4
2878	2/12/2010	EXTERIOR	DR. TRIM	WOOD	WHITE	B	BLDG. B	< LOD	0.04
2879	2/12/2010	EXTERIOR	FENCE	WOOD	WHITE	B	BLDG. B	< LOD	0.03
2880	2/12/2010	EXTERIOR	EXT. FOUNDATION	CONCRETE	WHITE	B	BLDG. B	< LOD	0.03
2881	2/12/2010	EXTERIOR	WALL/LOWER	PLASTER	WHITE	A	BLDG. B	< LOD	0.75
2882	2/12/2010	EXTERIOR	WALL/LOWER	PLASTER	WHITE	B	BLDG. B	< LOD	0.75
2883	2/12/2010	EXTERIOR	WALL/LOWER	PLASTER	WHITE	C	BLDG. B	0.7	0.3
2994	2/26/2010	EXTERIOR	WALL/LOWER	PLASTER	WHITE	C	BLDG. B	0.6	0.3
2884	2/12/2010	EXTERIOR	WALL/LOWER	PLASTER	WHITE	D	BLDG. B	< LOD	0.75
2885	2/12/2010	SHUTTER CAL						9.54	0
2886	2/12/2010	UTILITY STORAGE SHED	EXT. SIDING	METAL	WHITE	C	BLDG. B	< LOD	0.03
2887	2/12/2010	UTILITY STORAGE SHED	DOOR	WOOD	WHITE	C	BLDG. B	< LOD	0.75

<b>Table 1 XRF Data</b>									
<b>Sample #</b>	<b>Sample Date</b>	<b>Sample Location<sup>1</sup></b>	<b>Component</b>	<b>Substrate</b>	<b>Color</b>	<b>Wall</b>	<b>Unit Number</b>	<b>XRF Reading (mg/cm<sup>2</sup>)</b>	<b>XRF Error (mg/cm<sup>2</sup>)</b>
2888	2/12/2010	UTILITY STORAGE SHED	DR. TRIM	WOOD	BLUE	C	BLDG. B	< LOD	0.05
2889	2/12/2010	EXTERIOR	DR. TRIM c1	WOOD	WHITE	C	BLDG. A	0.7	0.2
2890	2/12/2010	EXTERIOR	WNDW TRIM c2	METAL	WHITE	C	BLDG. A	< LOD	0.13
2891	2/12/2010	EXTERIOR	EXT. DRIPBOARD	CONCRETE	WHITE	D	BLDG. A	< LOD	1.02
2987	4/26/2010	EXTERIOR	EXT. DRIPBOARD	CONCRETE	WHITE	D	BLDG. A	0.4	0.5
2892	2/12/2010	EXTERIOR	EXT. CORNER BOARD	METAL	WHITE	D	BLDG. A	< LOD	0.08
2893	2/12/2010	EXTERIOR	EXT. DOWN SPOUTS	METAL	WHITE	A	BLDG. A	< LOD	0.03
2894	2/12/2010	EXTERIOR	DOOR a5	WOOD	WHITE	A	BLDG. A	< LOD	0.21
2895	2/12/2010	EXTERIOR	DOOR a1	WOOD	WHITE	A	BLDG. A	1.8	0.5
2896	2/12/2010	EXTERIOR	DR. TRIM a1	WOOD	WHITE	A	BLDG. A	1.1	0.1
2897	2/12/2010	EXTERIOR	EXT. FASCIA	METAL	WHITE	A	BLDG. A	< LOD	0.18
2898	2/12/2010	EXTERIOR	DOOR	METAL	WHITE	B	BLDG. A	< LOD	0.03
2899	2/12/2010	EXTERIOR	DR. TRIM	METAL	WHITE	B	BLDG. A	< LOD	0.03
2900	2/12/2010	EXTERIOR	EXT. FOUNDATION	CONCRETE	WHITE	B	BLDG. A	< LOD	0.03
2901	2/12/2010	EXTERIOR	EXT. GUTTERS	METAL	WHITE	C	BLDG. A	< LOD	0.03

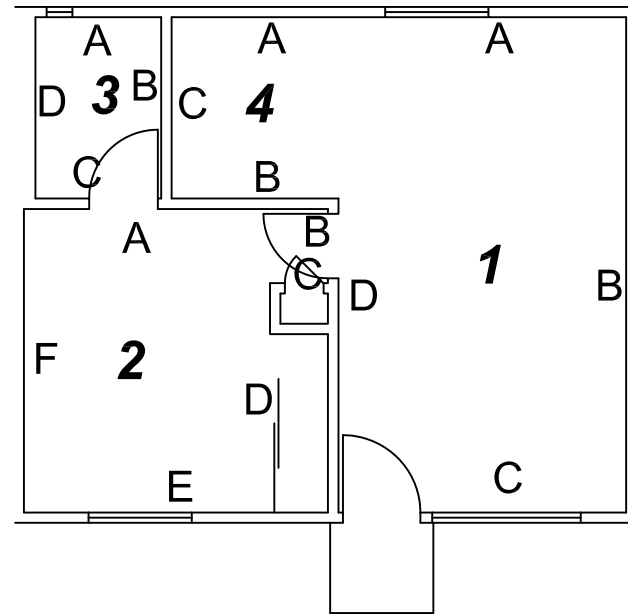
<b>Table 1 XRF Data</b>									
<b>Sample #</b>	<b>Sample Date</b>	<b>Sample Location<sup>1</sup></b>	<b>Component</b>	<b>Substrate</b>	<b>Color</b>	<b>Wall</b>	<b>Unit Number</b>	<b>XRF Reading (mg/cm<sup>2</sup>)</b>	<b>XRF Error (mg/cm<sup>2</sup>)</b>
2902	2/12/2010	EXTERIOR	WALL/LOWER	PLASTER	WHITE	C	BLDG. A	< LOD	0.75
2903	2/12/2010	EXTERIOR	WALL/LOWER	PLASTER	WHITE	D	BLDG. A	0.8	0.2
2995	4/26/2010	EXTERIOR	WALL/LOWER	PLASTER	WHITE	D	BLDG. A	0.7	0.2
2904	2/12/2010	EXTERIOR	WALL/LOWER	PLASTER	WHITE	A	BLDG. A	< LOD	0.75
2905	2/12/2010	EXTERIOR	MAILBOX	METAL	SILVER	A	BLDG. B	< LOD	0.03
2906	2/12/2010	srm2573	CALIBRATE - FRONT					1.1	0.1
2907	2/18/2010	SHUTTER CAL						10.38	0
2908	2/18/2010	srm2573	CALIBRATE - FRONT					1.1	0.1
2909	2/18/2010	TERRACE PLAYGRND	PIPE	METAL	PURPLE			< LOD	0.03
2910	2/18/2010	TERRACE PLAYGRND	STRCTR	WOOD	VARNISH			< LOD	0.03
<sup>1</sup> – room numbers unless otherwise denoted mg/cm <sup>2</sup> – denotes milligrams (of lead) per centimeter squared (of surface) A Wall – primary wall for location identification. From A Wall move clockwise A, B, C... <LOD – Less than the limit of detection for the XRF									

**FIGURES L1, L2, L3, L4, L5, L6 and L7**

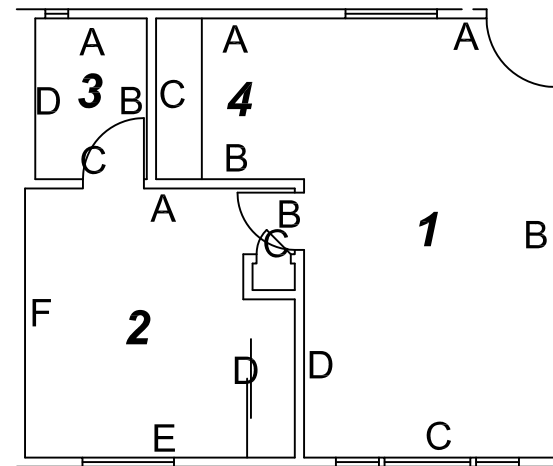
**LEAD WALL DESIGNATIONS**



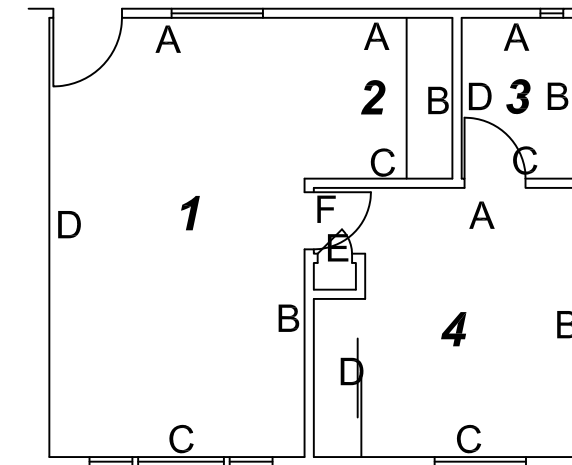
<b>E3RA</b> Inc. 9802 29th Ave. W. Suite B102 Everett, WA 98204 425-356-3372 425-356-3374 fax www.e3ra.com	PROJECT: Lead Survey Terrace Apartments	
	SHEET TITLE: Lead Wall Designations Layout - Exteriors	
	DESIGNER: CRL	JOB NO. E09034
	DRAWN BY: CRL	SCALE: NA
	CHECKED BY: CDK	FIGURE: L1
	DATE: May 2, 2010	FILE: Sample loc.dwg



Units C-302, C-304



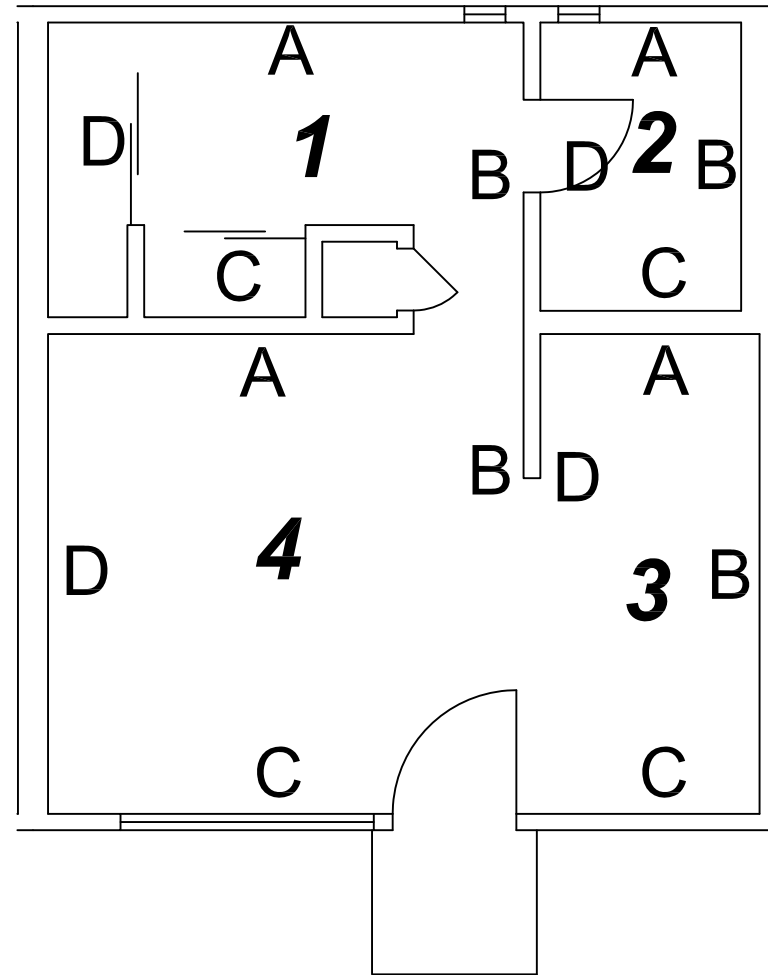
Units A-106, A-114, B-206,  
B-212, B-214, C-306



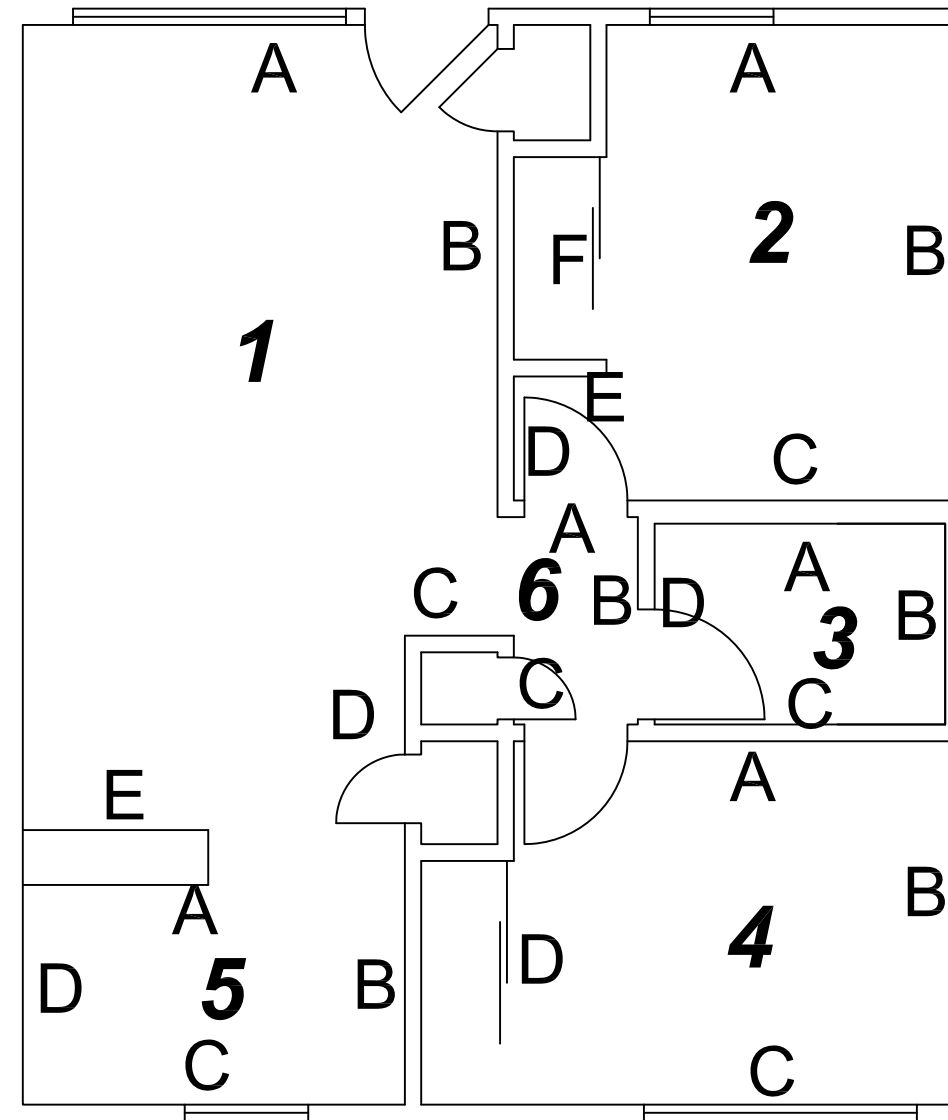
Units A-113, B-209, B-213, C-315

**E3RA** Inc.  
9802 29th Ave. W.  
Suite B102  
Everett, WA 98204  
425-356-3372  
425-356-3374 fax  
www.e3ra.com

PROJECT: Lead Survey Terrace Apartments	
SHEET TITLE: Lead Wall Designations Layouts 1, 2, 3	
DESIGNER: CRL	JOB NO. E09034
DRAWN BY: CRL	SCALE: NA
CHECKED BY: CDK	FIGURE: L2
DATE: May 2, 2010	FILE: Sample loc.dwg

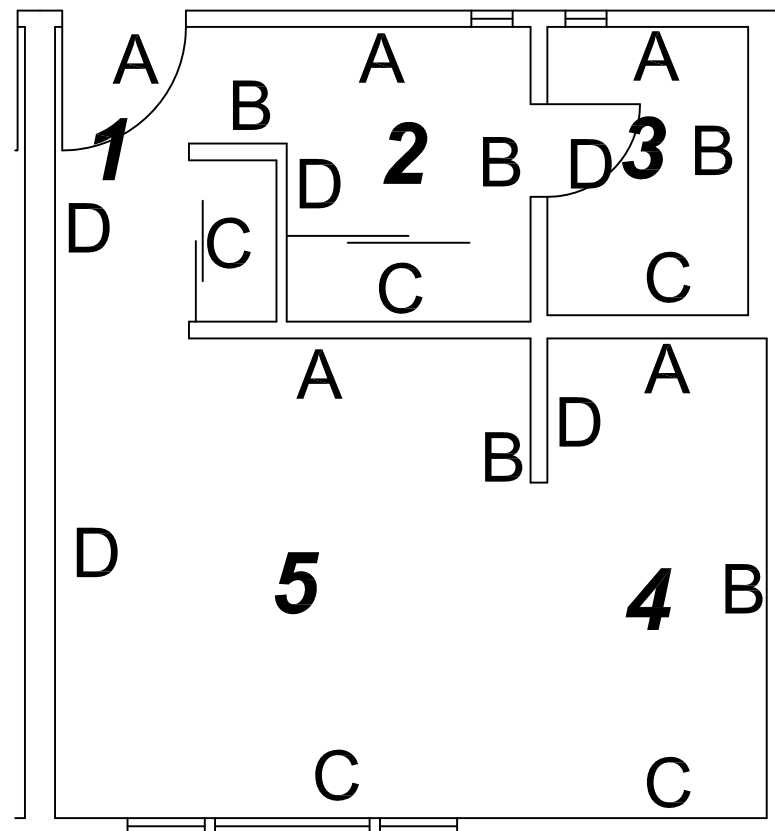


Unit A-101

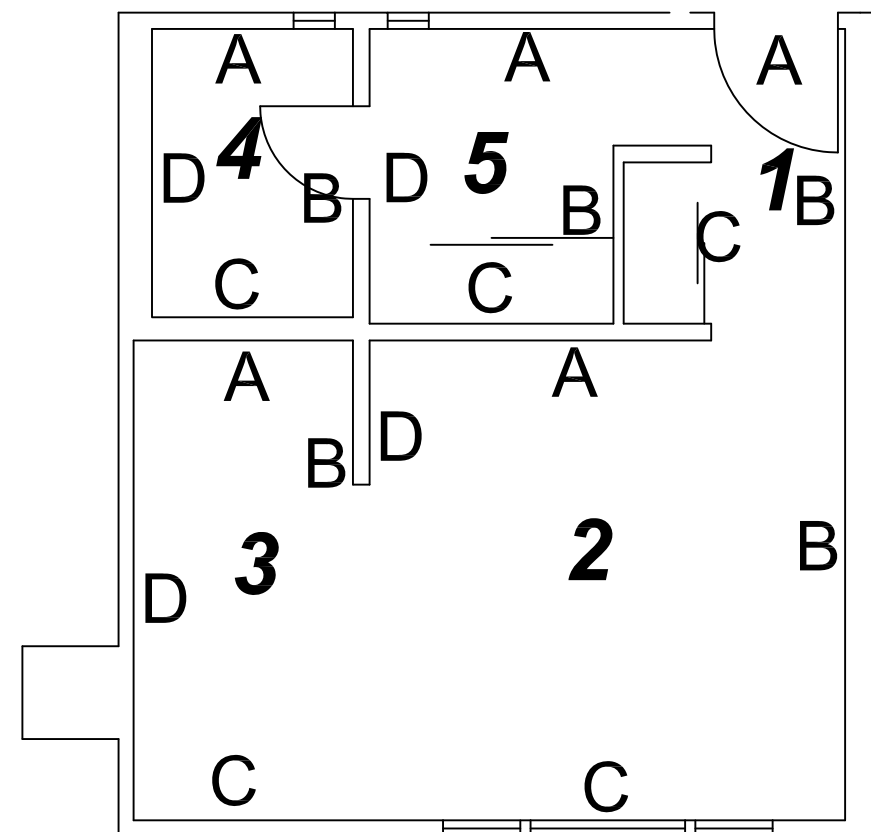


Units E-506, F-601, F-603, G-710, H-805, J-905, J-909

<b>E3RA</b> Inc. 9802 29th Ave. W. Suite B102 Everett, WA 98204 425-356-3372 425-356-3374 fax www.e3ra.com	PROJECT: Lead Survey Terrace Apartments	
	SHEET TITLE: Lead Wall Designations Layouts 4 & 5	
	DESIGNER: CRL	JOB NO. E09034
	DRAWN BY: CRL	SCALE: NA
	CHECKED BY: CDK	FIGURE: L3
	DATE: May 2, 2010	FILE: Sample loc.dwg



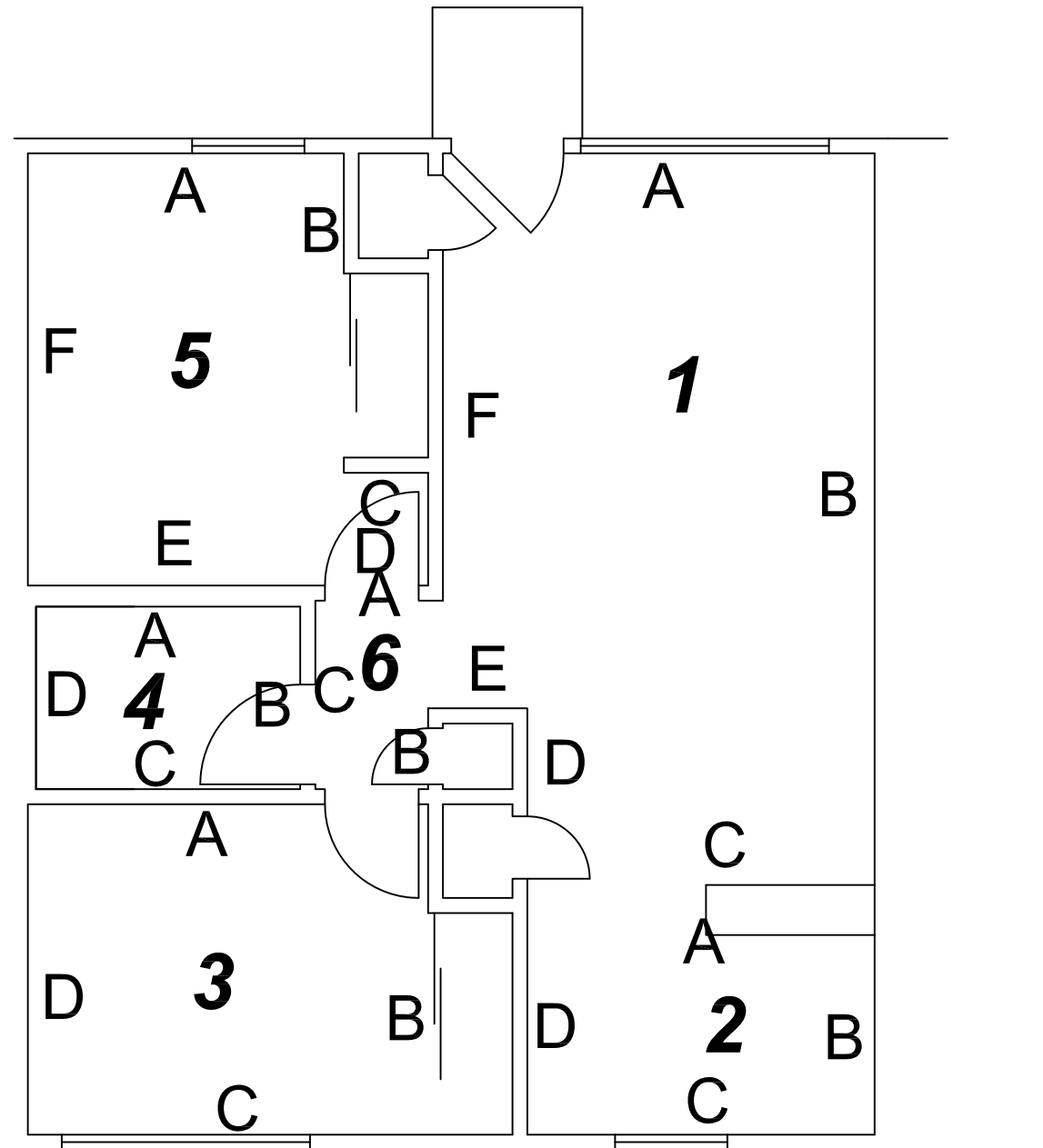
Units A-105, A-111



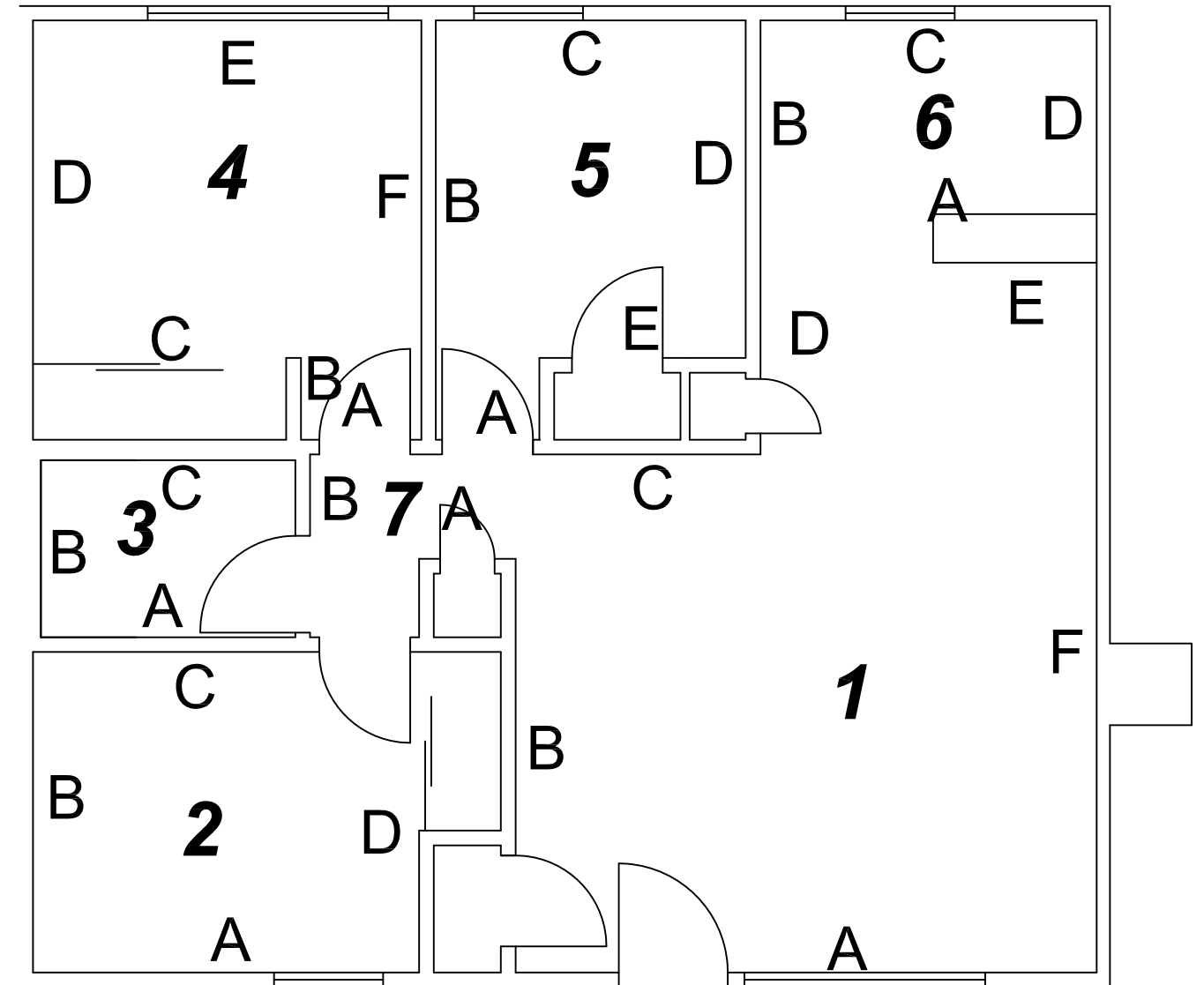
Units B-210, B-216, C-310, C-316

**E3RA** Inc.  
 9802 29th Ave. W.  
 Suite B102  
 Everett, WA 98204  
 425-356-3372  
 425-356-3374 fax  
 www.e3ra.com

PROJECT: Lead Survey Terrace Apartments	
SHEET TITLE: Lead Wall Designations Layouts 6 & 7	
DESIGNER: CRL	JOB NO. E09034
DRAWN BY: CRL	SCALE: NA
CHECKED BY: CDK	FIGURE: L4
DATE: May 2, 2010	FILE: Sample loc.dwg



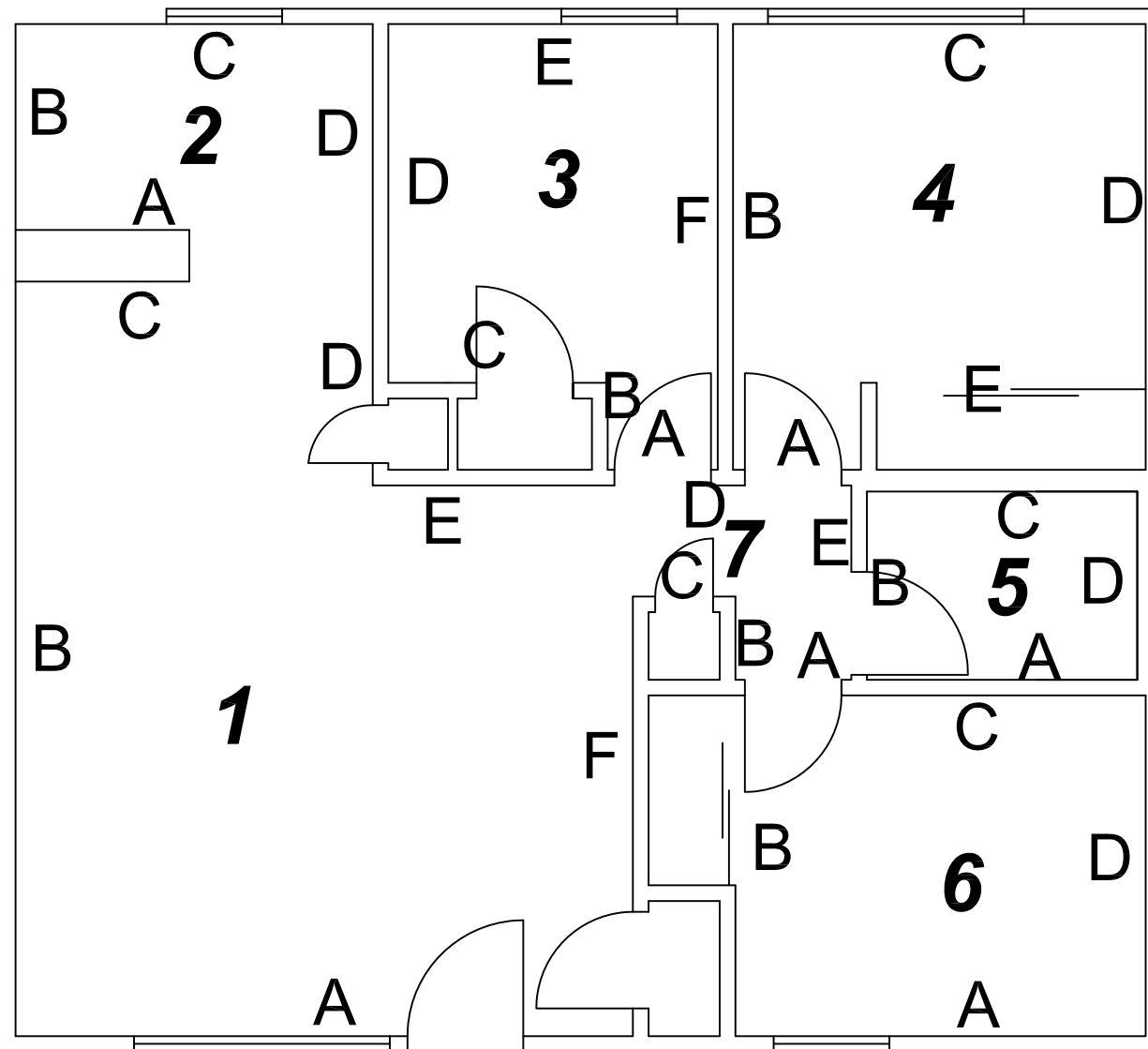
Units D-402, D-404, D-406, E-503, E-505, F-606,  
G-703, G-707, G-709, H-802, H-808, J-902



Units D-407, H-801, J-901

**E3RA** Inc.  
9802 29th Ave. W.  
Suite B102  
Everett, WA 98204  
425-356-3372  
425-356-3374 fax  
www.e3ra.com

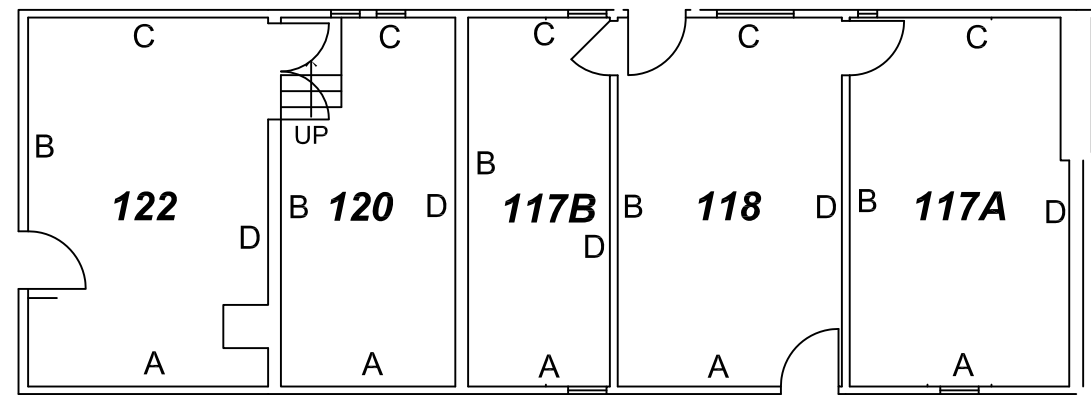
PROJECT: Lead Survey Terrace Apartments	
SHEET TITLE: Lead Wall Designations Layouts 8 & 9	
DESIGNER: CRL	JOB NO. E09034
DRAWN BY: CRL	SCALE: NA
CHECKED BY: CDK	FIGURE: L5
DATE: May 2, 2010	FILE: Sample loc.dwg



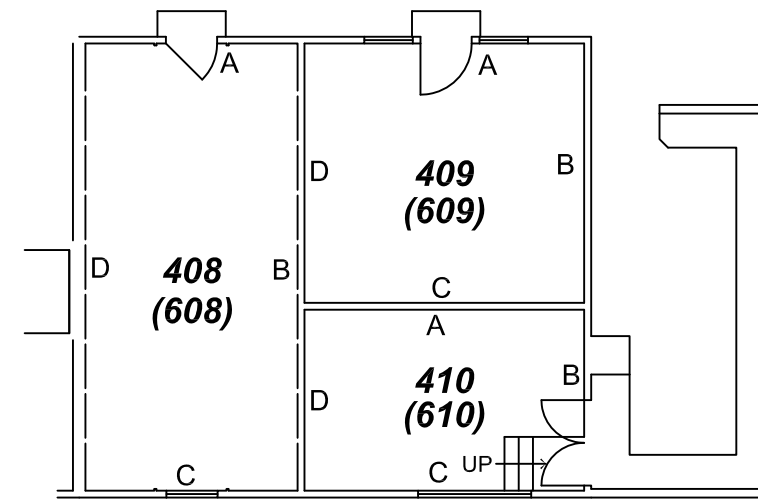
Units G-701, H-806, J-906

**E3RA** Inc.  
 9802 29th Ave. W.  
 Suite B102  
 Everett, WA 98204  
 425-356-3372  
 425-356-3374 fax  
 www.e3ra.com

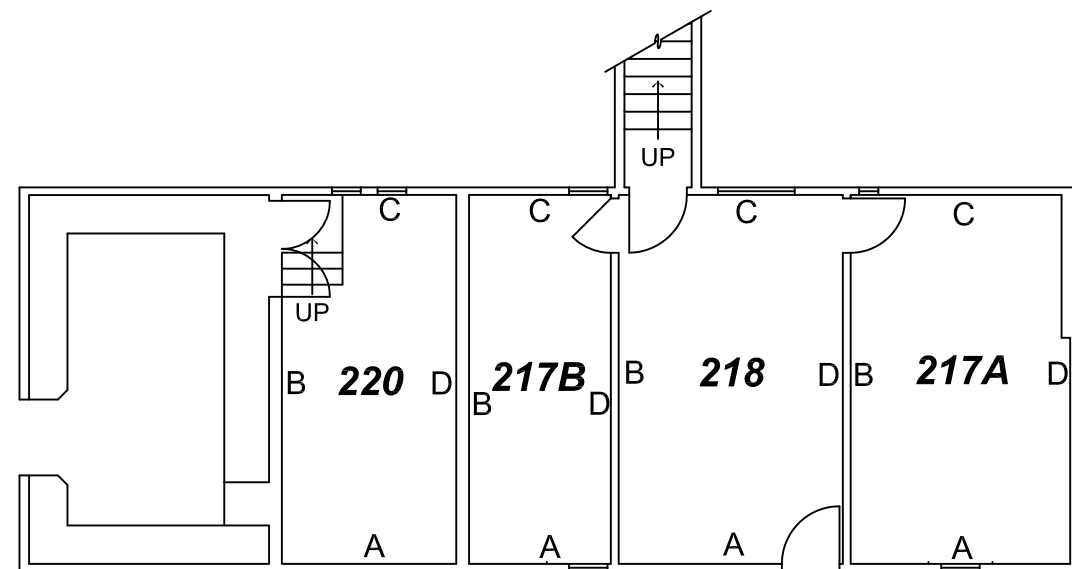
PROJECT: Lead Survey Terrace Apartments	
SHEET TITLE: Lead Wall Designations Layout 10	
DESIGNER: CRL	JOB NO. E09034
DRAWN BY: CRL	SCALE: NA
CHECKED BY: CDK	FIGURE: L6
DATE: May 2, 2010	FILE: Sample loc.dwg



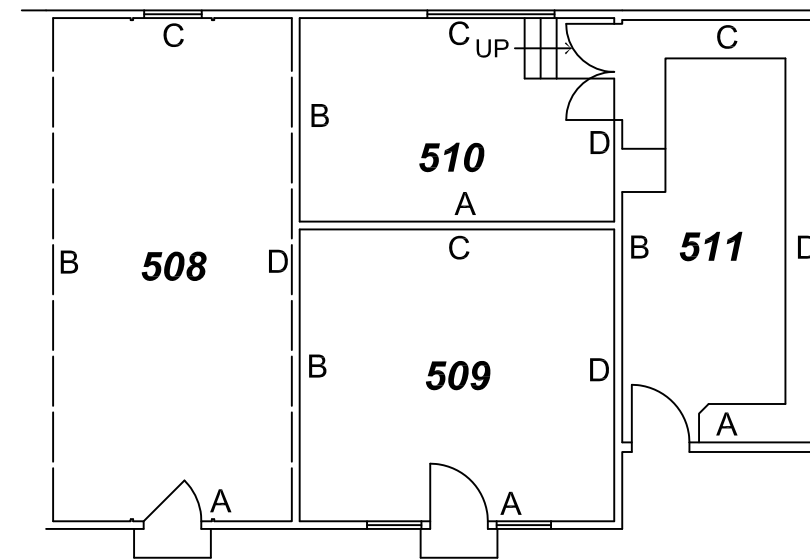
Building A



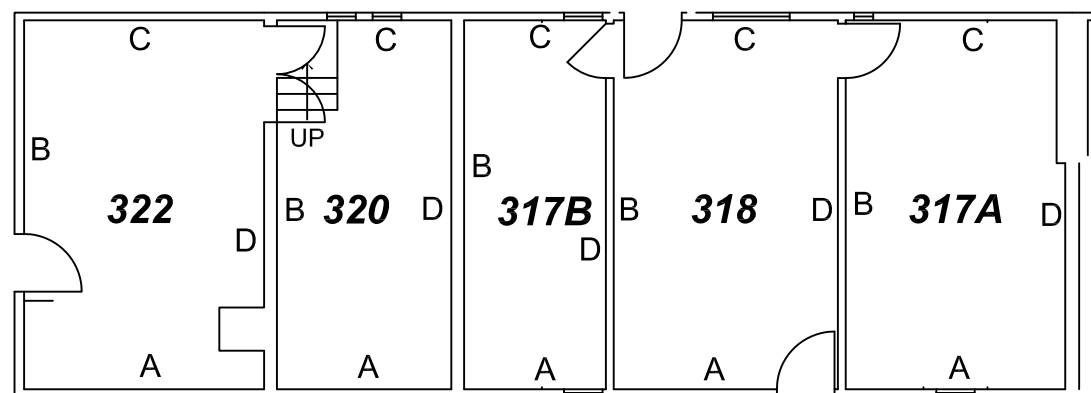
Buildings D, (F)



Building B



Building E



Building C

**E3RA** Inc.  
 9802 29th Ave. W.  
 Suite B102  
 Everett, WA 98204  
 425-356-3372  
 425-356-3374 fax  
 www.e3ra.com

PROJECT: Lead Survey Terrace Apartments	
SHEET TITLE: Lead Wall Designations Layouts 11, 12, 13, 14, 15	
DESIGNER: CRL	JOB NO. E09034
DRAWN BY: CRL	SCALE: NA
CHECKED BY: CDK	FIGURE: L7
DATE: May 2, 2010	FILE: Sample loc.dwg

**APPENDIX A**  
**INSPECTOR CERTIFICATIONS**

# STATE OF WASHINGTON

Department of Community, Trade and Economic Development  
Lead-Based Paint Program

**Chad Kean**

*Has fulfilled the certification requirements of Washington Administrative code (WAC) 365-230 and has been certified to conduct lead-based paint activities pursuant to WAC 365-230-200 as a:*

**Inspector**

<u>Certification #</u>	<u>Issuance Date</u>	<u>Expiration Date</u>
0670	1/11/2008	1/11/2011

# STATE OF WASHINGTON

Department of Community, Trade and Economic Development  
Lead-Based Paint Program

**Chad Kean**

*Has fulfilled the certification requirements of Washington Administrative code (WAC) 365-230 and has been certified to conduct lead-based paint activities pursuant to WAC 365-230-200 as a:*

**Risk Assessor**

<u>Certification #</u>	<u>Issuance Date</u>	<u>Expiration Date</u>
0670	1/11/2008	1/11/2011